


STA150



Cable Construction Specifications

	Description	Dimensions (mm)	Material
1	Inner Conductor	0.30	Solid SPC
2	Dielectric	0.88	LD-PTFE
3	Outer Conductor	1.00	SPC Strip
4	Outer Shield	1.23	SPC Braid
5	Jacket	1.50	Grey PFA or Custom

Mechanical & Environmental Specifications

Static Bend Radius : 8mm
 Dynamic Bend Radius : 15mm
 Weight: 0.0054Kg/m
 Installation & Operating Temperature Range : -55°C~+125°C

Electrical Specifications

Frequency Range : 110GTLZ
 Cutoff Frequency : 128GTLZ
 Characteristic Impedance : 50Ω
 Velocity of Propagation : 80%
 Shielding Effectiveness : >90dB
 Voltage Power : 400V,DC

Attenuation (Typical value @ +25°C & VSWR=1.0)

Power (Typical value @ +40°C & atmospheric pressure)

Frequency (MHz)	1000	2000	3000	6000	8000	10000	12400	18000	26500	40000
Attenuation (dB/100m)	113.7	161.6	198.5	282.9	328.0	368.0	411.3	499.3	611.5	760.4
Avg. Power (kW)	0.097	0.068	0.056	0.039	0.034	0.030	0.027	0.022	0.018	0.015
				K1=	3.557846					
				K2=	0.001221					
				Calculation =	K1*√FMHz+K2*FMHz					

Features & Advantages

Phase Change vs Temperature (<1000PPM@-55°C~+85°C)
 Low Loss
 High Power
 Low Passive Intermodulation (-155dbc)
 Light Weight

Typical Applications

Phased Array Radar
 Aviation Electronics
 Electronic Confrontation
 On Any Low Loss & Phase Occasions

■ **STA Series** Low loss Phase & Amplitude Stable Cable

STA220



Cable Construction Specifications

	Description	Dimensions (mm)	Material
1	Inner Conductor	0.50	Solid SPC
2	Dielectric	1.38	LD-PTFE
3	Outer Conductor	1.54	SPC Strip
4	Outer Shield	1.95	SPC Braid
5	Jacket	2.20	Grey PFA or Custom

Mechanical & Environmental Specifications

Static Bend Radius : 8.8mm
 Dynamic Bend Radius : 22mm
 Weight: 0.016Kg/m
 Installation & Operating Temperature Range : -55°C~+125°C

Electrical Specifications

Frequency Range : 40GTLZ
 Cutoff Frequency : 83GTLZ
 Characteristic Impedance : 50Ω
 Velocity of Propagation : 80%
 Shielding Effectiveness : >90dB
 Voltage Power : 400V,DC

Attenuation (Typical value @ +25°C & VSWR=1.0)

Power (Typical value @ +40°C & atmospheric pressure)

Frequency (MHz)	1000	2000	3000	6000	8000	10000	12400	18000	26500	40000
Attenuation (dB/100m)	63.7	90.8	111.9	160.4	186.5	209.8	235.2	287.1	354.0	444.0
Avg. Power (kW)	0.097	0.068	0.055	0.039	0.033	0.029	0.026	0.022	0.017	0.014
				K1=	1.975832					
				K2=	0.001221					
			Calculation=	K1*√FMHz+K2*FMHz						

Features & Advantages


Phase Change vs Temperature (<750PPM@-55°C-+85°C)
 Low Loss
 High Power
 Low Passive Intermodulation (-155dbc)
 Light Weight

Typical Applications

Phased Array Radar
 Aviation Electronics
 Electronic Confrontation
 On Any Low Loss & Phase Occasions

■ STA Series Low loss Phase & Amplitude Stable Cable

STA300



Cable Construction Specifications

	Description	Dimensions (mm)	Material
1	Inner Conductor	0.70	Solid SPC
2	Dielectric	1.93	LD-PTFE
3	Outer Conductor	2.09	SPC Strip
4	Outer Shield	2.66	SPC Braid
5	Jacket	3.10	Grey PFA or Custom

Mechanical & Environmental Specifications

Static Bend Radius : 15mm
 Dynamic Bend Radius : 31mm
 Weight: 0.027Kg/m
 Installation & Operating Temperature Range : -55°C~+165°C

Electrical Specifications

Frequency Range : 50GTLZ
 Cutoff Frequency : 60GTLZ
 Characteristic Impedance : 50Ω
 Velocity of Propagation : 82%
 Shielding Effectiveness : >90dB
 Voltage Power : 500V,DC

Attenuation (Typical value @ +25°C & VSWR=1.0)

Power (Typical value @ +40°C & atmospheric pressure)

Frequency (MHz)	1000	2000	3000	6000	8000	10000	12400	18000	26500	40000	50000
Attenuation (dB/100m)	46.8	66.6	81.9	117.1	135.9	152.6	170.8	207.9	255.4	318.9	360.1
Avg. Power (kW)	0.407	0.286	0.232	0.163	0.140	0.125	0.111	0.092	0.075	0.060	0.053
				K1=	1.458470						
				K2=	0.000680						
				Calculation=	K1*√FMHz+K2*FMHz						

Features & Advantages


Phase Change vs Temperature (<750PPM@-55°C-+85°C)
 Low Loss
 High Power
 Low Passive Intermodulation (-155dbc)
 Light Weight

Typical Applications

Phased Array Radar
 Aviation Electronics
 Electronic Confrontation
 On Any Low Loss & Phase Occasions

■ STA Series Low loss Phase & Amplitude Stable Cable

STA360



Cable Construction Specifications

	Description	Dimensions (mm)	Material
1	Inner Conductor	0.91	Solid SPC
2	Dielectric	2.50	LD-PTFE
3	Outer Conductor	2.66	SPC Strip
4	Outer Shield	3.11	SPC Braid
5	Jacket	3.60	Grey PFA or Custom

Mechanical & Environmental Specifications

Static Bend Radius : 18mm
 Dynamic Bend Radius : 36mm
 Weight: 0.033Kg/m
 Installation & Operating Temperature Range : -55°C~+165°C

Electrical Specifications

Frequency Range : 40GTLZ
 Cutoff Frequency : 46GTLZ
 Characteristic Impedance : 50Ω
 Velocity of Propagation : 82%
 Shielding Effectiveness : >90dB
 Voltage Power : 500V,DC

Attenuation (Typical value @ +25°C & VSWR=1.0)

Power (Typical value @ +40°C & atmospheric pressure)

Frequency (MHz)	1000	2000	3000	6000	8000	10000	12400	18000	26500	40000
Attenuation (dB/100m)	37.5	53.4	65.6	93.8	108.9	122.3	136.9	166.7	204.8	255.7
Avg. Power (kW)	0.509	0.358	0.291	0.203	0.175	0.156	0.139	0.115	0.093	0.075
				K1=	1.168470					
				K2=	0.000550					
			Calculation=	K1*√FMHz+K2*FMHz						

Features & Advantages


Phase Change vs Temperature (<750PPM@-55°C~+85°C)
 Low Loss
 High Power
 Low Passive Intermodulation (-155dbc)
 Light Weight

Typical Applications

Phased Array Radar
 Aviation Electronics
 Electronic Confrontation
 On Any Low Loss & Phase Occasions

■ STA Series Low loss Phase & Amplitude Stable Cable

STA400



Cable Construction Specifications

	Description	Dimensions (mm)	Material
1	Inner Conductor	1.05	Solid SPC
2	Dielectric	2.85	LD-PTFE
3	Outer Conductor	3.05	SPC Strip
4	Outer Shield	3.40	SPC Braid
5	Jacket	4.00	Green PFA or Custom

Mechanical & Environmental Specifications

Static Bend Radius : 20mm
 Dynamic Bend Radius : 40mm
 Weight: 0.036Kg/m
 Installation & Operating Temperature Range : -55°C~+165°C

Electrical Specifications

Frequency Range : 40GTLZ
 Cutoff Frequency : 41GTLZ
 Characteristic Impedance : 50Ω
 Velocity of Propagation : 82%
 Shielding Effectiveness : >90dB
 Voltage Power : 1500V,DC

Attenuation (Typical value @ +25°C & VSWR=1.0)

Power (Typical value @ +40°C & atmospheric pressure)

Frequency (MHz)	1000	2000	3000	6000	8000	10000	12400	18000	26500	40000
Attenuation (dB/100m)	33.5	47.5	58.3	82.8	95.8	107.2	119.7	144.7	176.4	218.1
Avg. Power (kW)	0.634	0.447	0.365	0.257	0.222	0.198	0.178	0.147	0.120	0.097
				K1=	1.054470					
				K2=	0.000180					
			Calculation=	K1*√FMHz+K2*FMHz						

Features & Advantages

Phase Change vs Temperature (<750PPM@-55°C~+85°C)
 Low Loss
 High Power
 Low Passive Intermodulation (-155dbc)
 Light Weight

Typical Applications

Phased Array Radar
 Aviation Electronics
 Electronic Confrontation
 On Any Low Loss & Phase Occasions

■ **STA Series** Low loss Phase & Amplitude Stable Cable

STA480



Cable Construction Specifications

	Description	Dimensions (mm)	Material
1	Inner Conductor	1.40	Solid SPC
2	Dielectric	3.80	LD-PTFE
3	Outer Conductor	3.95	SPC Strip
4	Outer Shield	4.35	SPC Braid
5	Jacket	4.80	Grey PFA or Custom

Mechanical & Environmental Specifications

Static Bend Radius : 24mm
 Dynamic Bend Radius : 48mm
 Weight: 0.055Kg/m
 Installation & Operating Temperature Range : -55°C~+165°C

Electrical Specifications

Frequency Range : 26.5GTLZ
 Cutoff Frequency : 31GTLZ
 Characteristic Impedance : 50Ω
 Velocity of Propagation : 83%
 Shielding Effectiveness : >90dB
 Voltage Power : 1500V,DC

Attenuation (Typical value @ +25°C & VSWR=1.0)

Power (Typical value @ +40°C & atmospheric pressure)

Frequency (MHz)	1000	2000	3000	6000	8000	10000	12400	18000	26500
Attenuation(dB/100m)	24.1	34.2	42.1	60.1	69.7	78.3	87.6	106.6	130.8
Avg. Power (kW)	0.919	0.646	0.525	0.368	0.317	0.282	0.252	0.207	0.169
				K1=	0.750400				
				K2=	0.000328				
				Calculation=	K1*√FMhz+K2*FMHz				

Features & Advantages

Phase Change vs Temperature (<750PPM@-55°C~+85°C)
 Low Loss
 High Power
 Low Passive Intermodulation (-155dbc)
 Light Weight

Typical Applications

Phased Array Radar
 Aviation Electronics
 Electronic Confrontation
 On Any Low Loss & Phase Occasions

■ STA Series Low loss Phase & Amplitude Stable Cable

STA480-B



Cable Construction Specifications

	Description	Dimensions (mm)	Material
1	Inner Conductor	1.30	Solid SPC
2	Dielectric	3.58	LD-PTFE
3	Outer Conductor	3.73	SPC Strip
4	Outer Shield	4.27	SPC Braid
5	Jacket	4.83	Yellow FEP or Custom

Mechanical & Environmental Specifications

Static Bend Radius : 24mm
 Dynamic Bend Radius : 48mm
 Weight: 0.050Kg/m
 Installation & Operating Temperature Range : -55°C~+165°C

Electrical Specifications

Frequency Range : 26.5GTLZ
 Cutoff Frequency : 33GTLZ
 Characteristic Impedance : 50Ω
 Velocity of Propagation : 83%
 Shielding Effectiveness : >90dB
 Voltage Power : 1500V,DC

Attenuation (Typical value @ +25°C & VSWR=1.0)

Power (Typical value @ +40°C & atmospheric pressure)

Frequency (MHz)	1000	2000	3000	6000	8000	10000	12400	18000	26500
Attenuation (dB/100m)	25.2	36.0	44.4	63.8	74.3	83.7	94.0	115.1	142.4
Avg. Power (kW)	0.749	0.525	0.425	0.296	0.254	0.225	0.201	0.164	0.133
				K1=	0.778394				
				K2=	0.000591				
				Calculation=	$K1 * \sqrt{F \text{ MHz}} + K2 * F \text{ MHz}$				

Features & Advantages

Phase Change vs Temperature (<750PPM@-55°C~+85°C)
 Low Loss
 High Power
 Low Passive Intermodulation (-155dbc)
 Light Weight

Typical Applications

Phased Array Radar
 Aviation Electronics
 Electronic Confrontation
 On Any Low Loss & Phase Occasions

■ STA Series Low loss Phase & Amplitude Stable Cable

STA500



Cable Construction Specifications

	Description	Dimensions (mm)	Material
1	Inner Conductor	1.45	Solid SPC
2	Dielectric	3.99	LD-PTFE
3	Outer Conductor	4.19	SPC Strip
4	Outer Shield	4.60	SPC Braid
5	Jacket	5.20	Grey PFA or Custom

Mechanical & Environmental Specifications

Static Bend Radius : 26mm
 Dynamic Bend Radius : 52mm
 Weight: 0.060Kg/m
 Installation & Operating Temperature Range : -55°C~+165°C

Electrical Specifications

Frequency Range : 26.5GTLZ
 Cutoff Frequency : 29GTLZ
 Characteristic Impedance : 50Ω
 Velocity of Propagation : 83%
 Shielding Effectiveness : >90dB
 Voltage Power : 1500V,DC

Attenuation (Typical value @ +25°C & VSWR=1.0)

Power (Typical value @ +40°C & atmospheric pressure)

Frequency (MHz)	1000	2000	3000	6000	8000	10000	12400	18000	26500
Attenuation (dB/100m)	23.4	33.3	41.0	58.5	67.9	76.3	85.4	103.8	127.5
Avg. Power (kW)	0.919	0.646	0.525	0.368	0.317	0.282	0.252	0.207	0.169
				K1=	0.730000				
				K2=	0.000328				
			Calculation =	K1*√FMHz+K2*FMHz					

Features & Advantages

Phase Change vs Temperature (<750PPM@-55°C-+85°C)
 Low Loss
 High Power
 Low Passive Intermodulation (-155dbc)
 Light Weight

Typical Applications

Phased Array Radar
 Aviation Electronics
 Electronic Confrontation
 On Any Low Loss & Phase Occasions

■ STA Series Low loss Phase & Amplitude Stable Cable

STA550



Cable Construction Specifications

	Description	Dimensions (mm)	Material
1	Inner Conductor	1.60	Solid SPC
2	Dielectric	4.30	LD-PTFE
3	Outer Conductor	4.50	SPC Strip
4	Outer Shield	5.10	SPC Braid
5	Jacket	5.60	Grey PFA or Custom

Mechanical & Environmental Specifications

Static Bend Radius : 28mm
 Dynamic Bend Radius : 56mm
 Weight: 0.075Kg/m
 Installation & Operating Temperature Range : -55°C~+165°C

Electrical Specifications

Frequency Range : 18GTLZ
 Cutoff Frequency : 26.5GTLZ
 Characteristic Impedance : 50Ω
 Velocity of Propagation : 83%
 Shielding Effectiveness : >90dB
 Voltage Power : 2000V,DC

Attenuation (Typical value @ +25°C & VSWR=1.0) Power (Typical value @ +40°C & atmospheric pressure)

Frequency (MHz)	1000	2000	3000	6000	8000	10000	12400	16000	18000
Attenuation (dB/100m)	22.3	31.6	38.8	55.0	63.6	71.2	79.5	90.5	96.1
Avg. Power (kW)	1.024	0.723	0.589	0.415	0.359	0.320	0.287	0.252	0.238
				K1=	0.701472				
				K2=	0.000110				
				Calculation=	K1*√FMHz+K2*FMHz				

Features & Advantages

Phase Change vs Temperature (<750PPM@-55°C-+85°C)
 Low Loss
 High Power
 Low Passive Intermodulation (-155dbc)
 Light Weight

Typical Applications

Phased Array Radar
 Aviation Electronics
 Electronic Confrontation
 On Any Low Loss & Phase Occasions

■ STA Series Low loss Phase & Amplitude Stable Cable

STA600



Cable Construction Specifications

	Description	Dimensions (mm)	Material
1	Inner Conductor	1.70	Solid SPC
2	Dielectric	4.60	LD-PTFE
3	Outer Conductor	4.80	SPC Strip
4	Outer Shield	5.30	SPC Braid
5	Jacket	6.00	Grey PFA or Custom

Mechanical & Environmental Specifications

Static Bend Radius : 30mm
 Dynamic Bend Radius : 60mm
 Weight: 0.079Kg/m
 Installation & Operating Temperature Range : -55°C~+165°C

Electrical Specifications

Frequency Range : 18GTLZ
 Cutoff Frequency : 25GTLZ
 Characteristic Impedance : 50Ω
 Velocity of Propagation : 83%
 Shielding Effectiveness : >90dB
 Voltage Power : 2000V,DC

Attenuation (Typical value @ +25°C & VSWR=1.0)

Power (Typical value @ +40°C & atmospheric pressure)

Frequency (MHz)	1000	2000	3000	6000	8000	10000	12400	16000	18000
Attenuation (dB/100m)	20.0	28.5	35.2	50.6	58.9	66.4	74.5	85.5	91.2
Avg. Power (kW)	1.159	0.812	0.658	0.457	0.393	0.349	0.311	0.270	0.254
				K1=	0.616197				
				K2=	0.000475				
				Calculation=	K1*√FMHz+K2*FMHz				

Features & Advantages

Phase Change vs Temperature (<750PPM@-55°C-+85°C)
 Low Loss
 High Power
 Low Passive Intermodulation (-155dbc)
 Light Weight

Typical Applications

Phased Array Radar
 Aviation Electronics
 Electronic Confrontation
 On Any Low Loss & Phase Occasions

■ STA Series Low loss Phase & Amplitude Stable Cable

STA750



Cable Construction Specifications

	Description	Dimensions (mm)	Material
1	Inner Conductor	2.10	Solid SPC
2	Dielectric	5.70	LD-PTFE
3	Outer Conductor	5.95	SPC Strip
4	Outer Shield	6.60	SPC Braid
5	Jacket	7.40	Grey PFA or Custom

Mechanical & Environmental Specifications

Static Bend Radius : 37mm
 Dynamic Bend Radius : 74mm
 Weight: 0.116Kg/m
 Installation & Operating Temperature Range : -55°C~+165°C

Electrical Specifications

Frequency Range : 18GTLZ
 Cutoff Frequency : 20GTLZ
 Characteristic Impedance : 50Ω
 Velocity of Propagation : 83%
 Shielding Effectiveness : >90dB
 Voltage Power : 2500V,DC

Attenuation (Typical value @ +25°C & VSWR=1.0)

Power (Typical value @ +40°C & atmospheric pressure)

Frequency (MHz)	1000	2000	3000	6000	8000	10000	12400	16000	18000
Attenuation (dB/100m)	16.7	23.7	29.1	41.4	47.9	53.7	59.9	68.2	72.5
Avg. Power (kW)	1.740	1.227	1.000	0.704	0.608	0.543	0.487	0.427	0.402
				K1=	0.526279				
				K2=	0.000104				
				Calculation=	K1*√FMHz+K2*FMHz				

Features & Advantages

Phase Change vs Temperature (<750PPM@-55°C+85°C)
 Low Loss
 High Power
 Low Passive Intermodulation (-155dbc)
 Light Weight

Typical Applications

Phased Array Radar
 Aviation Electronics
 Electronic Confrontation
 On Any Low Loss & Phase Occasions

■ STA Series Low loss Phase & Amplitude Stable Cable

STA760S



Cable Construction Specifications

	Description	Dimensions (mm)	Material
1	Inner Conductor	2.39	Stranded SPC
2	Dielectric	6.25	LD-PTFE
3	Outer Conductor	6.49	SPC Strip
4	Outer Shield	7.06	SPC Braid
5	Jacket	7.65	Grey PFA or Custom

Mechanical & Environmental Specifications

Static Bend Radius : 38mm

Dynamic Bend Radius : 76mm

Weight: 0.120Kg/m

Installation & Operating Temperature Range : -55°C~+165°C

Electrical Specifications

Frequency Range : 18GTLZ

Cutoff Frequency : 18GTLZ

Characteristic Impedance : 50Ω

Velocity of Propagation : 83%

Shielding Effectiveness : >90dB

Voltage Power : 2500V,DC

Attenuation (Typical value @ +25°C & VSWR=1.0)

Power (Typical value @ +40°C & atmospheric pressure)

Frequency (MHz)	1000	2000	3000	6000	8000	10000	12400	16000	18000
Attenuation (dB/100m)	16.7	23.8	29.3	42.1	48.9	55.0	61.7	70.7	75.3
Avg. Power (kW)	1.604	1.125	0.913	0.637	0.548	0.487	0.435	0.379	0.356
				K1=	0.518300				
				K2=	0.000320				
				Calculation=	K1*√FMHz+K2*FMHz				

Features & Advantages

Phase Change vs Temperature (<750PPM@-55°C~+85°C)

Low Loss

High Power

Low Passive Intermodulation (-155dbc)

Light Weight

Typical Applications

Phased Array Radar

Aviation Electronics

Electronic Confrontation

On Any Low Loss & Phase Occasions

■ STA Series Low loss Phase & Amplitude Stable Cable

STA800



Cable Construction Specifications

	Description	Dimensions (mm)	Material
1	Inner Conductor	2.30	Solid SPC
2	Dielectric	6.20	LD-PTFE
3	Outer Conductor	6.44	SPC Strip
4	Outer Shield	7.05/7.20	SPC Braid
5	Jacket	7.90	Grey PFA or Custom

Mechanical & Environmental Specifications

Static Bend Radius : 39mm
 Dynamic Bend Radius : 79mm
 Weight: 0.130Kg/m
 Installation & Operating Temperature Range : -55°C~+165°C

Electrical Specifications

Frequency Range : 18GTLZ
 Cutoff Frequency : 18GTLZ
 Characteristic Impedance : 50Ω
 Velocity of Propagation : 83%
 Shielding Effectiveness : >90dB
 Voltage Power : 2500V,DC

Attenuation (Typical value @ +25°C & VSWR=1.0)

Power (Typical value @ +40°C & atmospheric pressure)

Frequency (MHz)	1000	2000	3000	6000	8000	10000	12400	16000	18000
Attenuation (dB/100m)	14.7	21.0	26.0	37.3	43.4	48.8	54.8	62.8	67.0
Avg. Power (kW)	1.812	1.270	1.030	0.717	0.616	0.547	0.488	0.425	0.399
				K1=	0.456300				
				K2=	0.000320				
			Calculation=	K1*√FMHz+K2*FMHz					

Features & Advantages

Phase Change vs Temperature (<750PPM@-55°C-+85°C)
 Low Loss
 High Power
 Low Passive Intermodulation (-155dbc)
 Light Weight

Typical Applications

Phased Array Radar
 Aviation Electronics
 Electronic Confrontation
 On Any Low Loss & Phase Occasions

■ STA Series Low loss Phase & Amplitude Stable Cable

STA810



Cable Construction Specifications

	Description	Dimensions (mm)	Material
1	Inner Conductor	2.40	Solid SPC
2	Dielectric	6.36	LD-PTFE
3	Outer Conductor	6.60	SPC Strip
4	Outer Shield	7.10	SPC Braid
5	Jacket	8.10	Grey PFA or Custom

Mechanical & Environmental Specifications

Static Bend Radius : 40mm
 Dynamic Bend Radius : 81mm
 Weight: 0.140Kg/m
 Installation & Operating Temperature Range : -55°C~+165°C

Electrical Specifications

Frequency Range : 18GTLZ
 Cutoff Frequency : 18GTLZ
 Characteristic Impedance : 50Ω
 Velocity of Propagation : 83%
 Shielding Effectiveness : >90dB
 Voltage Power : 2500V,DC

Attenuation (Typical value @ +25°C & VSWR=1.0)

Power (Typical value @ +40°C & atmospheric pressure)

Frequency (MHz)	1000	2000	3000	6000	8000	10000	12400	16000	18000
Attenuation (dB/100m)	13.7	19.5	24.1	34.8	40.6	45.8	51.5	59.3	63.3
Avg. Power (kW)	1.894	1.324	1.071	0.743	0.636	0.564	0.502	0.436	0.409
				K1=	0.419490				
				K2=	0.000389				
				Calculation=	K1*√FMHz+K2*FMHz				

Features & Advantages


Phase Change vs Temperature (<750PPM@-55°C~+85°C)
 Low Loss
 High Power
 Low Passive Intermodulation (-155dbc)
 Light Weight

Typical Applications

Phased Array Radar
 Aviation Electronics
 Electronic Confrontation
 On Any Low Loss & Phase Occasions

■ STA Series Low loss Phase & Amplitude Stable Cable

STA830



Cable Construction Specifications

	Description	Dimensions (mm)	Material
1	Inner Conductor	2.44	Solid SPC
2	Dielectric	6.50	LD-PTFE
3	Outer Conductor	6.90	SPC Strip
4	Outer Shield	7.65	SPC Braid
5	Jacket	8.30	Grey FEP or Custom

Mechanical & Environmental Specifications

Static Bend Radius : 41mm
 Dynamic Bend Radius : 83mm
 Weight: 0.162Kg/m
 Installation & Operating Temperature Range : -55°C~+165°C

Electrical Specifications

Frequency Range : 18GTLZ
 Cutoff Frequency : 18GTLZ
 Characteristic Impedance : 50Ω
 Velocity of Propagation : 83%
 Shielding Effectiveness : >90dB
 Voltage Power : 2500V,DC

Attenuation (Typical value @ +25°C & VSWR=1.0)

Power (Typical value @ +40°C & atmospheric pressure)

Frequency (MHz)	1000	2000	3000	6000	8000	10000	12400	16000	18000
Attenuation (dB/100m)	13.3	18.9	23.4	33.6	39.1	44.1	49.5	56.9	60.6
Avg. Power (kW)	1.894	1.326	1.075	0.747	0.641	0.569	0.507	0.442	0.414
				K1=	0.408997				
				K2=	0.000320				
				Calculation=	K1*√FMHz+K2*FMHz				

Features & Advantages


Phase Change vs Temperature (<750PPM@-55°C~+85°C)
 Low Loss
 High Power
 Low Passive Intermodulation (-155dbc)
 Light Weight

Typical Applications

Phased Array Radar
 Aviation Electronics
 Electronic Confrontation
 On Any Low Loss & Phase Occasions

■ STA Series Low loss Phase & Amplitude Stable Cable

STA1000



Cable Construction Specifications

	Description	Dimensions (mm)	Material
1	Inner Conductor	3.00	Solid SPC
2	Dielectric	8.24	LD-PTFE
3	Outer Conductor	-	SPC Strip
4	Outer Shield	9.20	SPC Braid
5	Jacket	10.00	Grey FEP or Custom

Mechanical & Environmental Specifications

Static Bend Radius : 41mm

Dynamic Bend Radius : 83mm

Weight: 0.206Kg/m

Installation & Operating Temperature Range : -55°C~+105°C

Electrical Specifications

Frequency Range : 10GTLZ

Cutoff Frequency : 13.5GTLZ

Characteristic Impedance : 50Ω

Velocity of Propagation : 83%

Shielding Effectiveness : >90dB

Voltage Power : 3000V,DC

Attenuation (Typical value @ +25°C & VSWR=1.0)

Power (Typical value @ +40°C & atmospheric pressure)

Frequency (MHz)	1000	2000	3000	4000	5000	6000	8000	10000
Attenuation (dB/100m)	10.4	15.0	18.7	21.8	24.6	27.2	31.9	36.1
Avg. Power (kW)	2.289	1.590	1.281	1.097	0.972	0.880	0.750	0.662
				K1=	0.316177			
				K2=	0.000448			
			Calculation =	K1*√FMHz+K2*FMHz				

Features & Advantages

Phase Change vs Temperature (<750PPM@-55°C~+85°C)

Low Loss

High Power

Low Passive Intermodulation (-155dbc)

Light Weight

Typical Applications

Phased Array Radar

Aviation Electronics

Electronic Confrontation

On Any Low Loss & Phase Occasions

■ STA Series Low loss Phase & Amplitude Stable Cable

STA1200



Cable Construction Specifications

	Description	Dimensions (mm)	Material
1	Inner Conductor	3.80	Solid SPC
2	Dielectric	10.30	LD-PTFE
3	Outer Conductor	-	SPC Strip
4	Outer Shield	11.35	SPC Braid
5	Jacket	12.00	Grey FEP or Custom

Mechanical & Environmental Specifications

Static Bend Radius : 60mm
 Dynamic Bend Radius : 120mm
 Weight: 0.282Kg/m
 Installation & Operating Temperature Range : -55°C~+105°C

Electrical Specifications

Frequency Range : 8GTLZ
 Cutoff Frequency : 11GTLZ
 Characteristic Impedance : 50Ω
 Velocity of Propagation : 83%
 Shielding Effectiveness : >90dB
 Voltage Power : 3000V,DC

Attenuation (Typical value @ +25°C & VSWR=1.0)

Power (Typical value @ +40°C & atmospheric pressure)

Frequency (MHz)	1000	2000	3000	4000	5000	6000	7000	8000
Attenuation (dB/100m)	10.0	14.4	18.0	21.0	23.8	26.3	28.7	31.0
Avg. Power (kW)	2.320	1.605	1.289	1.101	0.973	0.879	0.806	0.747
				K1=	0.298565			
				K2=	0.000535			
		Calculation=		K1*√FMhz+K2*FMhz				

Features & Advantages


Phase Change vs Temperature (<750PPM@-55°C-+85°C)
 Low Loss
 High Power
 Low Passive Intermodulation (-155dbc)
 Light Weight

Typical Applications

Phased Array Radar
 Aviation Electronics
 Electronic Confrontation
 On Any Low Loss & Phase Occasions

■ **STA-W Series** Enhanced Low loss Phase & Amplitude Stable Cable

STA360-HY



Cable Construction Specifications

	Description	Dimensions (mm)	Material
1	Inner Conductor	0.91	Solid SPC
2	Dielectric	2.50	LD-PTFE
3	Inner Shield	2.66	SPC Strip
4	Interlayer	2.95	LD-PTFE
5	Outer Shield	3.35	SPC Braid
6	Jacket	3.90	Grey PFA or Custom

Mechanical & Environmental Specifications

Static Bend Radius : 18mm
 Dynamic Bend Radius : 36mm
 Weight: 0.035Kg/m
 Installation & Operating Temperature Range : -55°C~+165°C

Electrical Specifications

Frequency Range : 40GTLZ
 Cutoff Frequency : 46GTLZ
 Characteristic Impedance : 50Ω
 Velocity of Propagation : 82%
 Shielding Effectiveness : >90dB
 Voltage Power : 500V,DC

Attenuation (Typical value @ +25°C & VSWR=1.0)

Power (Typical value @ +40°C & atmospheric pressure)

Frequency (MHz)	1000	2000	3000	6000	8000	10000	12400	18000	26500	40000
Attenuation (dB/100m)	37.5	53.4	65.6	93.8	108.9	122.3	136.9	166.7	204.8	255.7
Avg. Power (kW)	0.509	0.358	0.291	0.203	0.175	0.156	0.139	0.115	0.093	0.075
				K1=	1.168470					
				K2=	0.000550					
			Calculation=	K1*√FMHz+K2*FMHz						

Features & Advantages


Phase Change vs Temperature (<750PPM@-55°C--+85°C)
 Low Loss
 High Power
 Low Passive Intermodulation (-155dbc)
 Light Weight

Typical Applications

Phased Array Radar
 Aviation Electronics
 Electronic Confrontation
 On Any Low Loss & Phase Occasions

■ **STA-W Series** Enhanced Low loss Phase & Amplitude Stable Cable

STA400-HY



Cable Construction Specifications

	Description	Dimensions (mm)	Material
1	Inner Conductor	1.05	Solid SPC
2	Dielectric	2.85	LD-PTFE
3	Inner Shield	3.05	SPC Strip
4	Interlayer	3.30	LD-PTFE
5	Outer Shield	3.65	SPC Braid
6	Jacket	4.20	Green FEP or Custom

Mechanical & Environmental Specifications

Static Bend Radius : 20mm
 Dynamic Bend Radius : 40mm
 Weight: 0.057Kg/m
 Installation & Operating Temperature Range : -55°C~+165°C

Electrical Specifications

Frequency Range : 40GTLZ
 Cutoff Frequency : 41GTLZ
 Characteristic Impedance : 50Ω
 Velocity of Propagation : 82%
 Shielding Effectiveness : >90dB
 Voltage Power : 1500V,DC

Attenuation (Typical value @ +25°C & VSWR=1.0)

Power (Typical value @ +40°C & atmospheric pressure)

Frequency (MHz)	1000	2000	3000	6000	8000	10000	12400	18000	26500	40000
Attenuation(dB/100m)	33.5	47.5	58.3	82.8	95.8	107.2	119.7	144.7	176.4	218.1
Avg. Power (kW)	0.634	0.447	0.365	0.257	0.222	0.198	0.178	0.147	0.120	0.097
				K1=	1.054470					
				K2=	0.000180					
				Calculation=	K1*√FMHz+K2*FMHz					

Features & Advantages


Phase Change vs Temperature (<750PPM@-55°C-+85°C)
 Low Loss
 High Power
 Low Passive Intermodulation (-155dbc)
 Light Weight

Typical Applications

Phased Array Radar
 Aviation Electronics
 Electronic Confrontation
 On Any Low Loss & Phase Occasions

■ **STA-W Series** Enhanced Low loss Phase & Amplitude Stable Cable

STA480-HY



Cable Construction Specifications

	Description	Dimensions (mm)	Material
1	Inner Conductor	1.40	Solid SPC
2	Dielectric	3.80	LD-PTFE
3	Inner Shield	3.95	SPC Strip
4	Interlayer	4.20	LD-PTFE
5	Outer Shield	4.65	SPC Braid
6	Jacket	5.10	Grey PFA or Custom

Mechanical & Environmental Specifications

Static Bend Radius : 24mm
 Dynamic Bend Radius : 48mm
 Weight: 0.058Kg/m
 Installation & Operating Temperature Range : -55°C~+165°C

Electrical Specifications

Frequency Range : 26.5GTLZ
 Cutoff Frequency : 31GTLZ
 Characteristic Impedance : 50Ω
 Velocity of Propagation : 83%
 Shielding Effectiveness : >90dB
 Voltage Power : 1500V,DC

Attenuation (Typical value @ +25°C & VSWR=1.0)

Power (Typical value @ +40°C & atmospheric pressure)

Frequency (MHz)	1000	2000	3000	6000	8000	10000	12400	18000	26500
Attenuation (dB/100m)	24.1	34.2	42.1	60.1	69.7	78.3	87.6	106.6	130.8
Avg. Power (kW)	0.919	0.646	0.525	0.368	0.317	0.282	0.252	0.207	0.169
				K1=	0.750400				
				K2=	0.000328				
				Calculation=	K1*√FMHz+K2*FMHz				

Features & Advantages

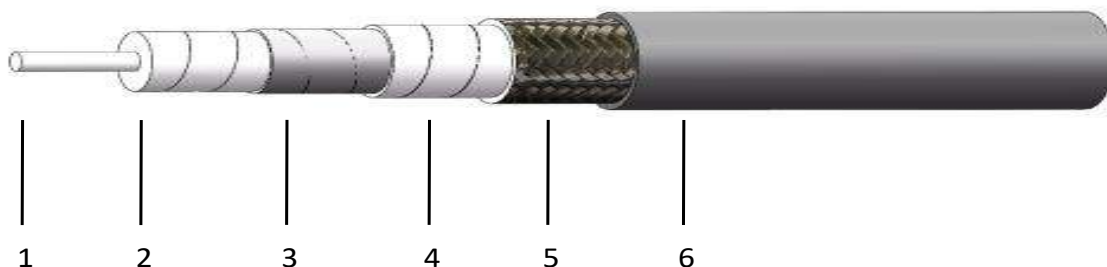
Phase Change vs Temperature (<750PPM@-55°C-+85°C)
 Low Loss
 High Power
 Low Passive Intermodulation (-155dbc)
 Light Weight

Typical Applications

Phased Array Radar
 Aviation Electronics
 Electronic Confrontation
 On Any Low Loss & Phase Occasions

■ **STA-W Series** Enhanced Low loss Phase & Amplitude Stable Cable

STA500-HY



Cable Construction Specifications

	Description	Dimensions (mm)	Material
1	Inner Conductor	1.45	Solid SPC
2	Dielectric	3.99	LD-PTFE
3	Inner Shield	4.19	SPC Strip
4	Interlayer	4.45	LD-PTFE
5	Outer Shield	4.85	SPC Braid
6	Jacket	5.40	Grey PFA or Custom

Mechanical & Environmental Specifications

Static Bend Radius : 26mm
 Dynamic Bend Radius : 52mm
 Weight: 0.063Kg/m
 Installation & Operating Temperature Range : -55°C~+165°C

Electrical Specifications

Frequency Range : 26.5GTLZ
 Cutoff Frequency : 29GTLZ
 Characteristic Impedance : 50Ω
 Velocity of Propagation : 83%
 Shielding Effectiveness : >90dB
 Voltage Power : 1500V,DC

Attenuation (Typical value @ +25°C & VSWR=1.0)

Power (Typical value @ +40°C & atmospheric pressure)

Frequency (MHz)	1000	2000	3000	6000	8000	10000	12400	18000	26500
Attenuation (dB/100m)	23.4	33.3	41.0	58.5	67.9	76.3	85.4	103.8	127.5
Avg. Power (kW)	0.919	0.646	0.525	0.368	0.317	0.282	0.252	0.207	0.169
				K1=	0.730000				
				K2=	0.000328				
				Calculation=	K1*√FMHz+K2*FMHz				

Features & Advantages


Phase Change vs Temperature (<750PPM@-55°C-+85°C)
 Low Loss
 High Power
 Low Passive Intermodulation (-155dbc)
 Light Weight

Typical Applications

Phased Array Radar
 Aviation Electronics
 Electronic Confrontation
 On Any Low Loss & Phase Occasions

■ STA-W Series Enhanced Low loss Phase & Amplitude Stable Cable

STA750-HY



Cable Construction Specifications

	Description	Dimensions (mm)	Material
1	Inner Conductor	2.10	Solid SPC
2	Dielectric	5.70	LD-PTFE
3	Inner Shield	5.95	SPC Strip
4	Interlayer	6.20	LD-PTFE
5	Outer Shield	6.80	SPC Braid
6	Jacket	7.60	Grey PFA or Custom

Mechanical & Environmental Specifications

Static Bend Radius : 37mm
 Dynamic Bend Radius : 74mm
 Weight: 0.118035Kg/m
 Installation & Operating Temperature Range : -55°C~+165°C

Electrical Specifications

Frequency Range : 18GTLZ
 Cutoff Frequency : 20GTLZ
 Characteristic Impedance : 50Ω
 Velocity of Propagation : 83%
 Shielding Effectiveness : >90dB
 Voltage Power : 2500V,DC

Attenuation (Typical value @ +25°C & VSWR=1.0) Power (Typical value @ +40°C & atmospheric pressure)

Frequency (MHz)	1000	2000	3000	6000	8000	10000	12400	16000	18000
Attenuation (dB/100m)	16.7	23.7	29.1	41.4	47.9	53.7	59.9	68.2	72.5
Avg. Power (kW)	1.740	1.227	1.000	0.704	0.608	0.543	0.487	0.427	0.402
				K1=	0.526279				
				K2=	0.000104				
			Calculation =	K1*√FMHz+K2*FMHz					

Features & Advantages

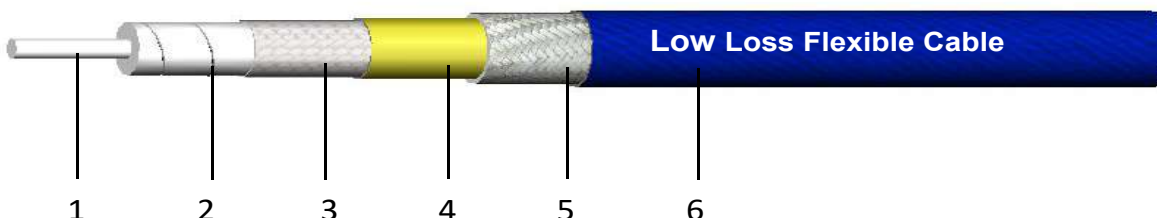
Phase Change vs Temperature (<750PPM@-55°C-+85°C)
 Low Loss
 High Power
 Low Passive Intermodulation (-155dbc)
 Light Weight

Typical Applications

Phased Array Radar
 Aviation Electronics
 Electronic Confrontation
 On Any Low Loss & Phase Occasions

■ **STB Series High Power Low Loss Cable**

STB460



Cable Construction Specifications

	Description	Dimensions (mm)	Material
1	Inner Conductor	0.91	Solid SPC
2	Dielectric	2.50	LD-PTFE
3	Inner Shield	2.66	SPC Strip
4	Interlayer	2.95	Aluminum Foil
5	Outer Shield	3.35	SPC Braid
6	Jacket	3.90	Blue FEP

Mechanical & Environmental Specifications

Static Bend Radius : 23mm
 Dynamic Bend Radius : 46mm
 Weight: 0.053Kg/m
 Installation & Operating Temperature Range : -55°C~+200°C

Electrical Specifications

Frequency Range : 18GTLZ
 Cutoff Frequency : 35GTLZ
 Characteristic Impedance : 50Ω
 Velocity of Propagation : 76%
 Shielding Effectiveness : >90dB
 Voltage Power : 1000V,DC

Attenuation (Typical value @ +25°C & VSWR=1.0) Power (Typical value @ +40°C & atmospheric pressure)

Frequency (MHz)	1000	2000	3000	6000	8000	10000	12400	16000	18000
Attenuation (dB/100m)	35.4	50.4	62.0	88.8	103.2	116.0	129.9	148.7	158.3
Avg. Power (kW)	0.569	0.400	0.324	0.227	0.195	0.174	0.155	0.135	0.127
				K1=	1.099485				
				K2=	0.000602				
			Calculation=	K1*√FMHz+K2*FMHz					

Features & Advantages

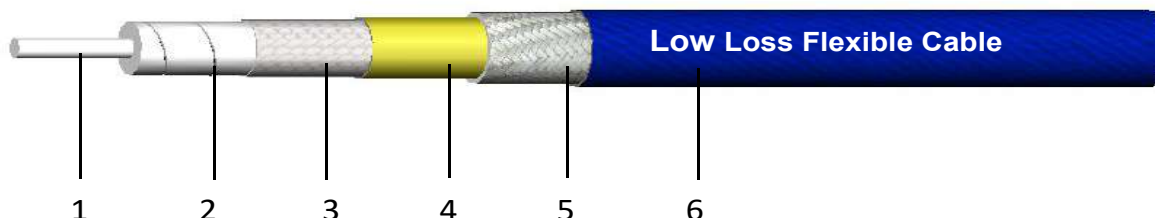
- Low Loss
- High Power
- Low Passive Intermodulation (-155dbc)
- Cost-effective
- Tensile Resistance

Typical Applications

- Aviation Electronics
- Electronic Confrontation
- High Power Transmission
- Wireless Telecommunication Base Station Interconnection
- RF Microwaves Device Test

■ **STB Series High Power Low Loss Cable**

STB520



Cable Construction Specifications

	Description	Dimensions (mm)	Material
1	Inner Conductor	1.29	Solid SPC
2	Dielectric	3.91	LD-PTFE
3	Inner Shield	4.15	SPC Strip
4	Interlayer	4.28	Aluminum Foil
5	Outer Shield	4.85	SPC Braid
6	Jacket	5.20	Blue FEP

Mechanical & Environmental Specifications

Static Bend Radius : 26mm
 Dynamic Bend Radius : 52mm
 Weight: 0.067Kg/m
 Installation & Operating Temperature Range : -55°C~+200°C

Electrical Specifications

Frequency Range : 18GTLZ
 Cutoff Frequency : 28GTLZ
 Characteristic Impedance : 50Ω
 Velocity of Propagation : 76%
 Shielding Effectiveness : >90dB
 Voltage Power : 1000V,DC

Attenuation (Typical value @ +25°C & VSWR=1.0)

Power (Typical value @ +40°C & atmospheric pressure)

Frequency (MHz)	1000	2000	3000	6000	8000	10000	12400	16000	18000
Attenuation (dB/100m)	27.7	39.5	48.7	69.9	81.3	91.5	102.7	117.8	125.5
Avg. Power (kW)	0.750	0.526	0.426	0.297	0.255	0.227	0.202	0.176	0.165
			K1=	0.856234					
			K2=	0.000591					
		Calculation=	K1*√FMHz+K2*FMHz						

Features & Advantages

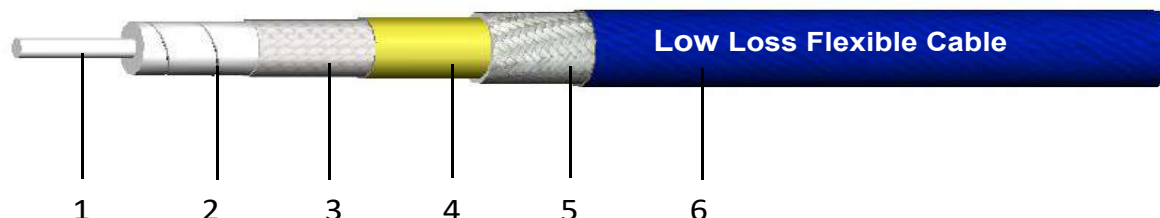
Low Loss
 High Power
 Low Passive Intermodulation (-155dbc)
 Cost-effective
 Tensile Resistance

Typical Applications

Aviation Electronics
 Electronic Confrontation
 High Power Transmission
 Wireless Telecommunication Base Station Interconnection
 RF Microwaves Device Test

■ **STB Series** High Power Low Loss Cable

STB635



Cable Construction Specifications

	Description	Dimensions (mm)	Material
1	Inner Conductor	1.57	Solid SPC
2	Dielectric	4.27	LD-PTFE
3	Inner Shield	4.96	SPC Strip
4	Interlayer	5.10	Aluminum Foil
5	Outer Shield	5.66	SPC Braid
6	Jacket	6.35	Blue FEP

Mechanical & Environmental Specifications

Static Bend Radius : 31mm
 Dynamic Bend Radius : 63mm
 Weight: 0.093Kg/m
 Installation & Operating Temperature Range : -55°C~+200°C

Electrical Specifications

Frequency Range : 18GTLZ
 Cutoff Frequency : 27GTLZ
 Characteristic Impedance : 50Ω
 Velocity of Propagation : 76%
 Shielding Effectiveness : >90dB
 Voltage Power : 2000V,DC

Attenuation (Typical value @ +25°C & VSWR=1.0) Power (Typical value @ +40°C & atmospheric pressure)

Frequency (MHz)	1000	2000	3000	6000	8000	10000	12400	16000	18000
Attenuation(dB/100m)	22.2	31.7	39.2	56.4	65.8	74.2	83.4	95.8	102.2
Avg. Power (kW)	1.020	0.713	0.577	0.401	0.344	0.305	0.271	0.236	0.221
				K1=	0.682743				
				K2=	0.000591				
			Calculation=	K1*√FMHz+K2*FMHz					

Features & Advantages

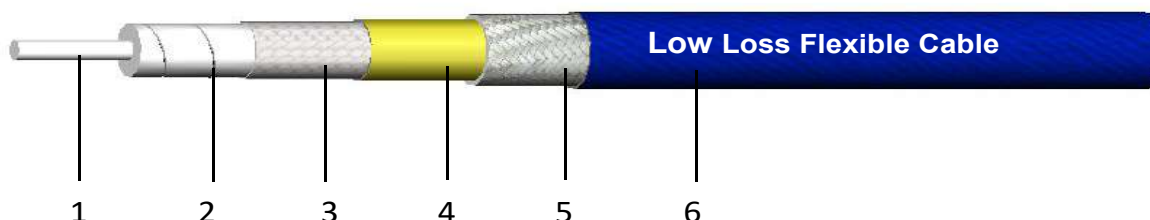
- Low Loss
- High Power
- Low Passive Intermodulation (-155dbc)
- Cost-effective
- Tensile Resistance

Typical Applications

- Aviation Electronics
- Electronic Confrontation
- High Power Transmission
- Wireless Telecommunication Base Station Interconnection
- RF Microwaves Device Test

STB Series High Power Low Loss Cable

STB800



Cable Construction Specifications

	Description	Dimensions (mm)	Material
1	Inner Conductor	2.06	Solid SPC
2	Dielectric	5.89	LD-PTFE
3	Inner Shield	6.05	SPC Strip
4	Interlayer	6.17	Aluminum Foil
5	Outer Shield	6.81	SPC Braid
6	Jacket	7.62	Blue FEP

Mechanical & Environmental Specifications

Static Bend Radius : 38mm
 Dynamic Bend Radius : 76mm
 Weight: 0.130Kg/m
 Installation & Operating Temperature Range : -55°C~+200°C

Electrical Specifications

Frequency Range : 18GTLZ
 Cutoff Frequency : 19GTLZ
 Characteristic Impedance : 50Ω
 Velocity of Propagation : 78%
 Shielding Effectiveness : >90dB
 Voltage Power : 2000V,DC

Attenuation (Typical value @ +25°C & VSWR=1.0)

Power (Typical value @ +40°C & atmospheric pressure)

Frequency (MHz)	1000	2000	3000	6000	8000	10000	12400	16000	18000
Attenuation (dB/100m)	17.6	25.2	31.2	45.1	52.7	59.5	67.1	77.3	82.6
Avg. Power (kW)	1.530	1.098	0.887	0.613	0.524	0.464	0.412	0.358	0.335
				K1=	0.536417				
				K2=	0.000591				
			Calculation=	K1*√FMHz+K2*FMHz					

Features & Advantages

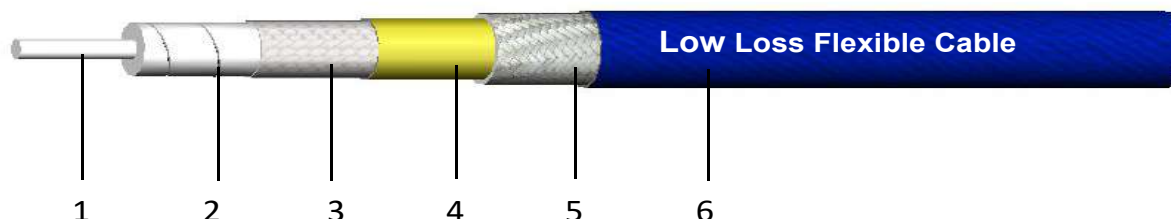
Low Loss
 High Power
 Low Passive Intermodulation (-155dbc)
 Cost-effective
 Tensile Resistance

Typical Applications

Aviation Electronics
 Electronic Confrontation
 High Power Transmission
 Wireless Telecommunication Base Station Interconnection
 RF Microwaves Device Test

■ **STB Series** High Power Low Loss Cable

STB1000



Cable Construction Specifications

	Description	Dimensions (mm)	Material
1	Inner Conductor	2.44	Solid SPC
2	Dielectric	7.24	LD-PTFE
3	Inner Shield	7.48	SPC Strip
4	Interlayer	7.61	Aluminum Foil
5	Outer Shield	8.19	SPC Braid
6	Jacket	9.30	Blue FEP

Mechanical & Environmental Specifications

Static Bend Radius : 51mm
 Dynamic Bend Radius : 100mm
 Weight: 0.193Kg/m
 Installation & Operating Temperature Range : -55°C~+200°C

Electrical Specifications

Frequency Range : 10GTLZ
 Cutoff Frequency : 15GTLZ
 Characteristic Impedance : 50Ω
 Velocity of Propagation : 76%
 Shielding Effectiveness : >90dB
 Voltage Power : 2500V,DC

Attenuation (Typical value @ +25°C & VSWR=1.0)

Power (Typical value @ +40°C & atmospheric pressure)

Frequency (MHz)	1000	2000	3000	4000	6000	7000	8000	9000	10000
Attenuation (dB/100m)	14.7	21.1	26.2	30.6	38.2	41.5	44.7	47.7	50.6
Avg. Power (kW)	1.839	1.279	1.031	0.883	0.709	0.651	0.605	0.567	0.534
			K1=	0.446080					
			K2=	0.000600					
		Calculation=	K1*√FMHz+K2*FMHz						

Features & Advantages

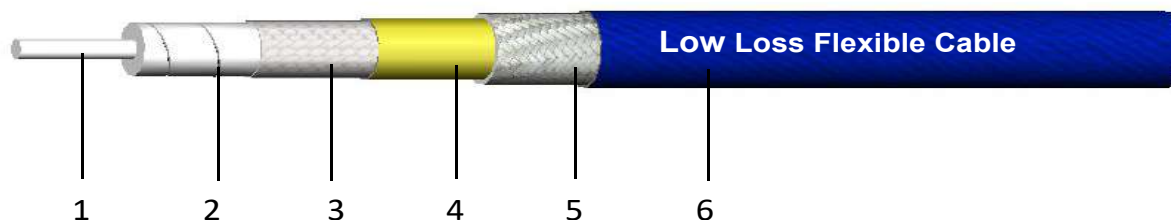
Low Loss
 High Power
 Low Passive Intermodulation (-155dbc)
 Cost-effective
 Tensile Resistance

Typical Applications

Aviation Electronics
 Electronic Confrontation
 High Power Transmission
 Wireless Telecommunication Base Station Interconnection
 RF Microwaves Device Test

■ **STB Series** High Power Low Loss Cable

STB1200



Cable Construction Specifications

	Description	Dimensions (mm)	Material
1	Inner Conductor	3.50	Solid SPC
2	Dielectric	9.90	LD-PTFE
3	Inner Shield	10.17	SPC Strip
4	Interlayer	10.30	Aluminum Foil
5	Outer Shield	11.02	SPC Braid
6	Jacket	12.00	Blue FEP

Mechanical & Environmental Specifications

Static Bend Radius : 60mm
 Dynamic Bend Radius : 120mm
 Weight: 0.300Kg/m
 Installation & Operating Temperature Range : -55°C~+200°C

Electrical Specifications

Frequency Range : 10GTLZ
 Cutoff Frequency : 11GTLZ
 Characteristic Impedance : 50Ω
 Velocity of Propagation : 76%
 Shielding Effectiveness : >90dB
 Voltage Power : 3000V,DC

Attenuation (Typical value @ +25°C & VSWR=1.0)

Power (Typical value @ +40°C & atmospheric pressure)

Frequency (MHz)	1000	2000	3000	4000	5000	6000	7000	8000	10000
Attenuation (dB/100m)	13.0	18.7	23.3	27.2	30.7	33.9	37.0	39.8	45.2
Avg. Power (kW)	2.590	1.797	1.446	1.238	1.096	0.991	0.910	0.844	0.745
			K1=	0.391680					
			K2=	0.000600					
			Calculation=	K1*√FMHz+K2*FMHz					

Features & Advantages

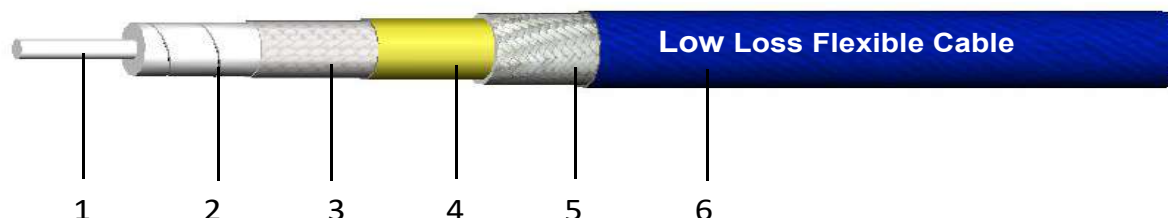
Low Loss
 High Power
 Low Passive Intermodulation (-155dbc)
 Cost-effective
 Tensile Resistance

Typical Applications

Aviation Electronics
 Electronic Confrontation
 High Power Transmission
 Wireless Telecommunication Base Station Interconnection
 RF Microwaves Device Test

■ **STB Series** High Power Low Loss Cable

STB1500



Cable Construction Specifications

	Description	Dimensions (mm)	Material
1	Inner Conductor	4.40	Solid SPC
2	Dielectric	12.50	LD-PTFE
3	Inner Shield	12.82	SPC Strip
4	Interlayer	12.95	Aluminum Foil
5	Outer Shield	13.67	SPC Braid
6	Jacket	14.70	Blue FEP

Mechanical & Environmental Specifications

Static Bend Radius : 76mm
 Dynamic Bend Radius : 150mm
 Weight: 0.432Kg/m
 Installation & Operating Temperature Range : -55°C~+200°C

Electrical Specifications

Frequency Range : 6GTLZ
 Cutoff Frequency : 8GTLZ
 Characteristic Impedance : 50Ω
 Velocity of Propagation : 76%
 Shielding Effectiveness : >90dB
 Voltage Power : 4000V,DC

Attenuation (Typical value @ +25°C & VSWR=1.0)

Power (Typical value @ +40°C & atmospheric pressure)

Frequency (MHz)	100	300	500	800	1000	2000	3000	5000	6000
Attenuation (dB/100m)	3.1	5.4	7.1	9.1	10.2	14.8	18.4	24.5	27.1
Avg. Power (kW)	13.44	7.650	5.870	4.590	4.080	2.818	2.260	1.703	1.537
				K1=	0.304208				
				K2=	0.000591				
				Calculation =	K1*√FMHz+K2*FMHz				

Features & Advantages


Low Loss
 High Power
 Low Passive Intermodulation (-155dbc)
 Cost-effective
 Tensile Resistance

Typical Applications

Aviation Electronics
 Electronic Confrontation
 High Power Transmission
 Wireless Telecommunication Base Station Interconnection
 RF Microwaves Device Test

■ **STC Series** High Precision Test Cable

STC150



Cable Construction Specifications

	Description	Dimensions (mm)	Material
1	Inner Conductor	0.31	Solid SPC
2	Dielectric	0.88	LD-PTFE
3	Inner Shield	1.00	SPC Strip
4	Interlayer	1.20	LD-PTFE
5	Outer Shield	1.45	SPC Braid
6	Jacket	1.85	Grey PFA or Custom

Mechanical & Environmental Specifications

Static Bend Radius: 10mm
 Dynamic Bend Radius: 20mm
 Weight: 0.008Kg/m
 Installation & Operating Temperature Range: -55°C~+125°C

Electrical Specifications

Frequency Range: 110GTLZ
 Cutoff Frequency: 128GTLZ
 Characteristic Impedance: 50Ω
 Velocity of Propagation: 80%
 Shielding Effectiveness: >90dB
 Voltage Power: 400V,DC

Attenuation (Typical value @ +25°C & VSWR=1.0)

Power (Typical value @ +40°C & atmospheric pressure)

Frequency (MHz)	1000	2000	3000	6000	8000	18000	26500	40000	67000	75000	110000
Attenuation (dB/100m)	113.7	161.6	198.5	282.9	328.0	499.3	611.5	760.4	1002.7	1065.9	1314.3
Avg. Power (kW)	0.039	0.027	0.022	0.016	0.014	0.009	0.007	0.006	0.004	0.004	0.003
			K1=	3.557846							
			K2=	0.001221							
			Calculation=	K1*√FMHz+K2*FMHz							

Features & Advantages

Low Loss
 Low VSWR
 Bending, Shake, Torsion & Pull Resistance

Typical Applications

Aviation Electronics
 Electronic Confrontation
 Laboratory Test
 RF Microwaves Device Test

■ STC Series High Precision Test Cable

STC150-KJ



Cable Construction Specifications

	Description	Dimensions (mm)	Material
1-6	TLC220 Cable	1.85	FEP
7-8	Protect Layer	2.70	SPC
9-10	Jacket	3.84	PTFE

Mechanical & Environmental Specifications

Frequency Range : DC-110GTLZ
 VSWR: ≤1.5@110GTLZ
 Repeated bending: 50,000 times
 Temperature Range : -55°C~+125°C

Electrical Specifications

Static Bend Radius : 30mm
 Dynamic Bend Radius : 50mm
 Mechanical Phase: ±10°
 Amplitude Stability: ±0.1dB
 Weight: 0.033Kg/m

Attenuation (Typical value @ +25°C & VSWR=1.0) Power (Typical value @ +40°C & atmospheric pressure)

Frequency (MHz)	1000	2000	3000	6000	8000	18000	26500	40000	67000	75000	110000
Attenuation (dB/100m)	113.7	161.6	198.5	282.9	328.0	499.3	611.5	760.4	1002.7	1065.9	1314.3
Avg. Power (kW)	0.039	0.027	0.022	0.016	0.014	0.009	0.007	0.006	0.004	0.004	0.003
			K1=	3.557846							
			K2=	0.001221							
		Calculation=	K1*√FMHz+K2*FMHz								

Features & Advantages

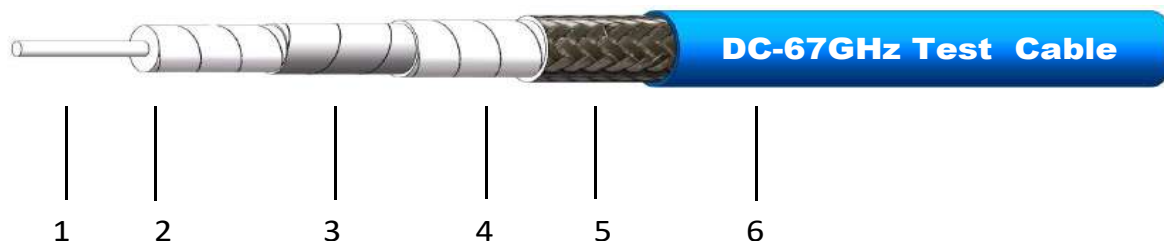
Low Loss
 Low VSWR
 Bending, Shake, Torsion & Pull resistance

Typical Applications

Laboratory Test
 Anechoic Chambers
 System Test
 High-Precision Instruments Test
 On-site Testing and Measurement

STC Series High Precision Test Cable

STC220



Cable Construction Specifications

	Description	Dimensions (mm)	Material
1	Inner Conductor	0.50	Solid SPC
2	Dielectric	1.38	LD-PTFE
3	Inner Shield	1.54	SPC Strip
4	Interlayer	1.82	LD-PTFE
5	Outer Shield	2.17	SPC Braid
6	Jacket	2.40	Blue FEP or Custom

Mechanical & Environmental Specifications

Static Bend Radius: 12mm
 Dynamic Bend Radius: 24mm
 Weight: 0.016Kg/m
 Installation & Operating Temperature Range: -55°C~+165°C

Electrical Specifications

Frequency Range: 67GTLZ
 Cutoff Frequency: 82GTLZ
 Characteristic Impedance: 50Ω
 Velocity of Propagation: 81%
 Shielding Effectiveness: >90dB
 Voltage Power: 500V,DC

Attenuation (Typical value @ +25°C & VSWR=1.0)

Power (Typical value @ +40°C & atmospheric pressure)

Frequency (MHz)	1000	2000	3000	6000	8000	10000	12400	18000	26500	40000	67000
Attenuation (dB/100m)	63.7	90.8	111.9	160.4	186.5	209.8	235.2	287.1	354.0	444.0	593.2
Avg. Power (kW)	0.097	0.068	0.055	0.039	0.033	0.029	0.026	0.022	0.017	0.014	0.010
			K1=	1.975832							
			K2=	0.001221							
		Calculation =	K1*√FMHz+K2*FMHz								

Features & Advantages

Low Loss
 Low VSWR
 Bending, Shake, Torsion & Pull Resistance

Typical Applications

Aviation Electronics
 Electronic Confrontation
 Laboratory Test
 RF Microwaves Device Test

■ STC Series High Precision Test Cable

STC220-KJ



Cable Construction Specifications

	Description	Dimensions (mm)	Material
1-6	TLC220 Cable	2.40	FEP
7-8	Protect Layer	3.60	SPC
9-10	Jacket	4.80	PTFE

Mechanical & Environmental Specifications

Frequency Range : DC-67GTLZ

VSWR: ≤1.4@67GTLZ

Repeated bending: 100,000 times

Temperature Range : -55°C~+125°C

Electrical Specifications

Static Bend Radius : 30mm

Dynamic Bend Radius : 50mm

Mechanical Phase: ±7°

Amplitude Stability: ±0.1dB

Weight: 0.052Kg/m

Attenuation (Typical value @ +25°C & VSWR=1.0) Power (Typical value @ +40°C & atmospheric pressure)

Frequency (MHz)	1000	2000	3000	6000	8000	10000	12400	18000	26500	40000	67000
Attenuation (dB/100m)	63.7	90.8	111.9	160.4	186.5	209.8	235.2	287.1	354.0	444.0	593.2
Avg. Power (kW)	0.097	0.068	0.055	0.039	0.033	0.029	0.026	0.022	0.017	0.014	0.010
			K1=	1.975832							
			K2=	0.001221							
			Calculation=	K1*√FMHz+K2*FMHz							

Features & Advantages

Low Loss

Low VSWR

Bending, Shake, Torsion & Pull resistance

Typical Applications

Laboratory Test

Anechoic Chambers

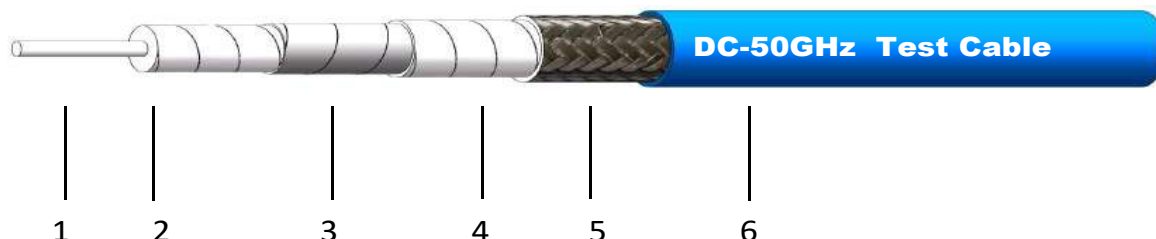
System Test

High-Precision Instruments Test

On-site Testing and Measurement

■ **STC Series** High Precision Test Cable

STC360



Cable Construction Specifications

	Description	Dimensions (mm)	Material
1	Inner Conductor	0.72	Solid SPC
2	Dielectric	2.10	LD-PTFE
3	Inner Shield	2.25	SPC Strip
4	Interlayer	2.55	LD-PTFE
5	Outer Shield	3.01	SPC Braid
6	Jacket	3.60	Blue FEP

Mechanical & Environmental Specifications

Static Bend Radius: 18mm
 Dynamic Bend Radius: 36mm
 Weight: 0.031Kg/m
 Installation & Operating Temperature Range: -55°C~+165°C

Electrical Specifications

Frequency Range: 50GTLZ
 Cutoff Frequency: 50GTLZ
 Characteristic Impedance: 50Ω
 Velocity of Propagation: 76%
 Shielding Effectiveness: >90dB
 Voltage Power: 500V,DC

Attenuation (Typical value @ +25°C & VSWR=1.0)

Power (Typical value @ +40°C & atmospheric pressure)

Frequency (MHz)	1000	2000	3000	6000	8000	10000	12400	18000	26500	40000	50000
Attenuation (dB/100m)	48.1	68.3	83.9	119.4	138.4	155.2	173.4	210.2	257.1	319.2	359.2
Avg. Power (kW)	0.506	0.356	0.290	0.204	0.176	0.157	0.140	0.116	0.095	0.076	0.068
			K1=	1.507808							
			K2=	0.000440							
		Calculation =	K1*√FMHz+K2*FMHz								

Features & Advantages

Low Loss
 Low VSWR
 Bending, Shake, Torsion & Pull Resistance

Typical Applications

Aviation Electronics
 Electronic Confrontation
 Laboratory Test
 RF Microwaves Device Test

■ **STC Series** High Precision Test Cable

STC360-KJ



Cable Construction Specifications

	Description	Dimensions (mm)	Material
1-6	TLC360 Cable	3.60	FEP
7-8	Protect Layer	5.10	SPC
9-10	Jacket	6.10	PTFE

Mechanical & Environmental Specifications

Frequency Range : DC-50GTLZ
 VSWR: ≤1.35@50GTLZ
 Repeated bending: 100,000 times
 Temperature Range : -55°C~+125°C

Electrical Specifications

Static Bend Radius : 30mm
 Dynamic Bend Radius : 60mm
 Mechanical Phase: ±7°
 Amplitude Stability: ±0.05dB
 Weight: 0.095Kg/m

Attenuation (Typical value @ +25°C & VSWR=1.0) Power (Typical value @ +40°C & atmospheric pressure)

Frequency (MHz)	1000	2000	3000	6000	8000	10000	12400	18000	26500	40000	50000
Attenuation (dB/100m)	48.1	68.3	83.9	119.4	138.4	155.2	173.4	210.2	257.1	319.2	359.2
Avg. Power (kW)	0.506	0.356	0.290	0.204	0.176	0.157	0.140	0.116	0.095	0.076	0.068
			K1=	1.507809							
			K2=	0.000440							
		Calculation =	K1*√FMHz+K2*FMHz								

Features & Advantages

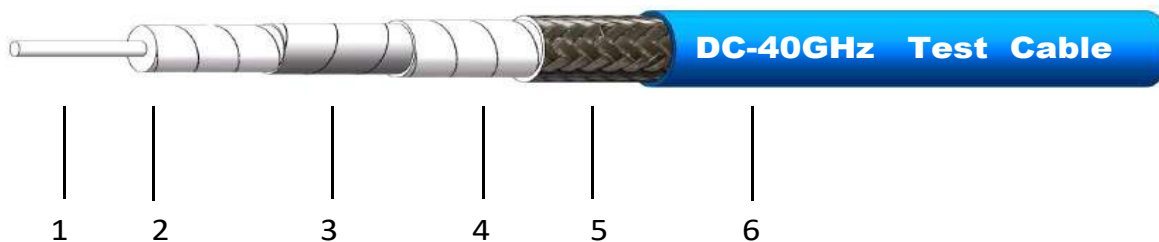
Low Loss
 Low VSWR
 Bending, Shake, Torsion & Pull resistance

Typical Applications

Laboratory Test
 Anechoic Chambers
 System Test
 High-Precision Instruments Test
 On-site Testing and Measurement

STC Series High Precision Test Cable

STC400



Cable Construction Specifications

	Description	Dimensions (mm)	Material
1	Inner Conductor	1.02	Solid SPC
2	Dielectric	2.80	LD-PTFE
3	Inner Shield	2.95	SPC Strip
4	Interlayer	3.20	LD-PTFE
5	Outer Shield	3.62	SPC Braid
6	Jacket	4.20	Blue FEP

Mechanical & Environmental Specifications

Static Bend Radius: 21mm
 Dynamic Bend Radius: 42mm
 Weight: 0.040Kg/m
 Installation & Operating Temperature Range: -55°C~+165°C

Electrical Specifications

Frequency Range: 40GTLZ
 Cutoff Frequency: 41GTLZ
 Characteristic Impedance: 50Ω
 Velocity of Propagation: 81%
 Shielding Effectiveness: >90dB
 Voltage Power: 500V,DC

Attenuation (Typical value @ +25°C & VSWR=1.0) Power (Typical value @ +40°C & atmospheric pressure)

Frequency (MHz)	1000	2000	3000	6000	8000	10000	12400	18000	26500	40000
Attenuation (dB/100m)	40.5	57.6	70.8	100.8	116.9	131.2	146.6	178.0	218.0	271.2
Avg. Power (kW)	0.567	0.399	0.325	0.228	0.197	0.175	0.157	0.129	0.105	0.085
			K1=	1.267795						
			K2=	0.000440						
		Calculation=	K1*√FMHz+K2*FMHz							

Features & Advantages

Low Loss
 Low VSWR
 Bending, Shake, Torsion & Pull Resistance

Typical Applications

Aviation Electronics
 Electronic Confrontation
 Laboratory Test
 RF Microwaves Device Test

■ **STC Series** High Precision Test Cable

STC400-KJ



Cable Construction Specifications

	Description	Dimensions (mm)	Material
1-6	TLC220 Cable	4.20	FEP
7-8	Protect Layer	5.75	SPC
9-10	Jacket	6.70	PTFE

Mechanical & Environmental Specifications

Frequency Range : DC-40GTLZ
 VSWR: ≤1.3@40GTLZ
 Repeated bending: 100,000 times
 Temperature Range : -55°C~+125°C

Electrical Specifications

Static Bend Radius : 40mm
 Dynamic Bend Radius : 70mm
 Mechanical Phase: ±7°
 Amplitude Stability: ±0.05dB
 Weight: 0.110Kg/m

Attenuation (Typical value @ +25°C & VSWR=1.0) Power (Typical value @ +40°C & atmospheric pressure)

Frequency (MHz)	1000	2000	3000	6000	8000	10000	12400	18000	26500	40000
Attenuation (dB/100m)	40.5	57.6	70.8	100.8	116.9	131.2	146.6	178.0	218.0	271.2
Avg. Power (kW)	0.567	0.399	0.325	0.228	0.197	0.175	0.157	0.129	0.105	0.085
			K1=	1.267795						
			K2=	0.000440						
			Calculation=	K1*√FMHz+K2*FMHz						

Features & Advantages

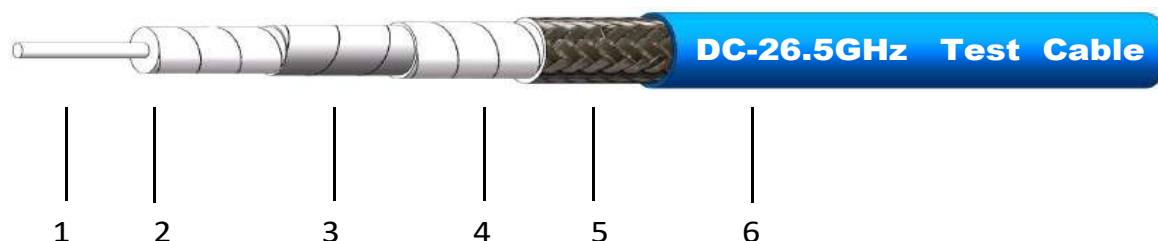
Low Loss
 Low VSWR
 Bending, Shake, Torsion & Pull resistance

Typical Applications

Laboratory Test
 Anechoic Chambers
 System Test
 High-Precision Instruments Test
 On-site Testing and Measurement

■ **STC Series** High Precision Test Cable

STC500



Cable Construction Specifications

	Description	Dimensions (mm)	Material
1	Inner Conductor	1.44	Stranded SPC
2	Dielectric	3.85	LD-PTFE
3	Inner Shield	4.05	SPC Strip
4	Interlayer	4.30	LD-PTFE
5	Outer Shield	4.65	SPC Braid
6	Jacket	5.10	Blue FEP

Mechanical & Environmental Specifications

Static Bend Radius: 25mm
 Dynamic Bend Radius: 50mm
 Weight: 0.055Kg/m
 Installation & Operating Temperature Range: -55°C~+165°C

Electrical Specifications

Frequency Range: 26.5GTLZ
 Cutoff Frequency: 29GTLZ
 Characteristic Impedance: 50Ω
 Velocity of Propagation: 82%
 Shielding Effectiveness: >90dB
 Voltage Power: 2000V,DC

Attenuation (Typical value @ +25°C & VSWR=1.0) Power (Typical value @ +40°C & atmospheric pressure)

Frequency (MHz)	1000	2000	3000	6000	8000	10000	12400	18000	26500
Attenuation (dB/100m)	27.1	38.9	48.1	69.6	81.3	91.9	103.5	127.4	158.8
Avg. Power (kW)	0.821	0.573	0.463	0.320	0.274	0.242	0.215	0.175	0.140
			K1=	0.828800					
			K2=	0.000900					
		Calculation =	K1*√FMHz+K2*FMHz						

Features & Advantages

Low Loss
 Low VSWR
 Bending, Shake, Torsion & Pull Resistance

Typical Applications

Aviation Electronics
 Electronic Confrontation
 Laboratory Test
 RF Microwaves Device Test

■ **STC Series** High Precision Test Cable

STC500-KJ



Cable Construction Specifications

	Description	Dimensions (mm)	Material
1-6	TLC220 Cable	5.10	FEP
7-8	Protect Layer	6.70	SPC
9-10	Jacket	7.60	PTFE

Mechanical & Environmental Specifications

Frequency Range : DC-26.5GTLZ
 VSWR: ≤1.25@26.5GTLZ
 Repeated bending: 600,000 times
 Temperature Range : -55°C~+125°C

Electrical Specifications

Static Bend Radius : 50mm
 Dynamic Bend Radius : 80mm
 Mechanical Phase: ±5°
 Amplitude Stability: ±0.05dB
 Weight: 0.135Kg/m

Attenuation (Typical value @ +25°C & VSWR=1.0) Power (Typical value @ +40°C & atmospheric pressure)

Frequency (MHz)	1000	2000	3000	6000	8000	10000	12400	18000	26500
Attenuation (dB/100m)	27.1	38.9	48.1	69.6	81.3	91.9	103.5	127.4	158.8
Avg. Power (kW)	0.821	0.573	0.463	0.320	0.274	0.242	0.215	0.175	0.140
			K1=	0.828800					
			K2=	0.000900					
		Calculation=	K1* √FMHz+K2*FMHz						

Features & Advantages

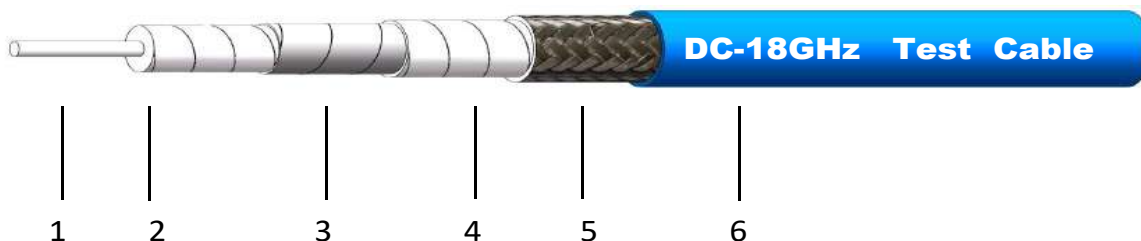
Low Loss
 Low VSWR
 Bending, Shake, Torsion & Pull resistance

Typical Applications

Laboratory Test
 Anechoic Chambers
 System Test
 High-Precision Instruments Test
 On-site Testing and Measurement

■ STC Series High Precision Test Cable

STC800



Cable Construction Specifications

	Description	Dimensions (mm)	Material
1	Inner Conductor	2.39	Solid SPC
2	Dielectric	6.16	LD-PTFE
3	Inner Shield	6.40	SPC Strip
4	Interlayer	6.70	LD-PTFE
5	Outer Shield	7.25	SPC Braid
6	Jacket	7.80	Blue FEP

Mechanical & Environmental Specifications

Static Bend Radius: 40mm
 Dynamic Bend Radius: 80mm
 Weight: 0.123Kg/m
 Installation & Operating Temperature Range: -55°C~+165°C

Electrical Specifications

Frequency Range: 18GTLZ
 Cutoff Frequency: 18 GTLZ
 Characteristic Impedance: 50Ω
 Velocity of Propagation: 82%
 Shielding Effectiveness: >90dB
 Voltage Power: 2000V,DC

Attenuation (Typical value @ +25°C & VSWR=1.0)

Power (Typical value @ +40°C & atmospheric pressure)

Frequency (MHz)	1000	2000	3000	6000	8000	10000	12400	18000
Attenuation (dB/100m)	16.7	23.8	29.3	42.1	48.9	55.0	61.7	75.3
Avg. Power (kW)	1.604	1.125	0.913	0.637	0.548	0.487	0.435	0.356
			K1=	0.518300				
			K2=	0.000320				
		Calculation=	K1*√FMHz+K2*FMHz					

Features & Advantages

Low Loss
 Low VSWR
 Bending, Shake, Torsion & Pull Resistance

Typical Applications

Aviation Electronics
 Electronic Confrontation
 Laboratory Test
 RF Microwaves Device Test

■ STC Series High Precision Test Cable

STC800-KJ



Cable Construction Specifications

	Description	Dimensions (mm)	Material
1-6	TLC220 Cable	7.80	FEP
7-8	Protect Layer	9.45	SPC
9-10	Jacket	10.40	PTFE

Mechanical & Environmental Specifications

Frequency Range : DC-18GTLZ
 VSWR: ≤1.25@18GTLZ
 Repeated bending: 200,000 times
 Temperature Range : -55°C~+125°C

Electrical Specifications

Static Bend Radius : 50mm
 Dynamic Bend Radius : 80mm
 Mechanical Phase: ±3°
 Amplitude Stability: ±0.05dB
 Weight: 0.220Kg/m

Attenuation (Typical value @ +25°C & VSWR=1.0) Power (Typical value @ +40°C & atmospheric pressure)

Frequency (MHz)	1000	2000	3000	6000	8000	10000	12400	18000
Attenuation (dB/100m)	16.7	23.8	29.3	42.1	48.9	55.0	61.7	75.3
Avg. Power (kW)	1.602	1.124	0.912	0.636	0.547	0.486	0.434	0.356
			K1=	0.518300				
			K2=	0.000320				
		Calculation =	K1*√FMHz+K2*FMHz					

Features & Advantages

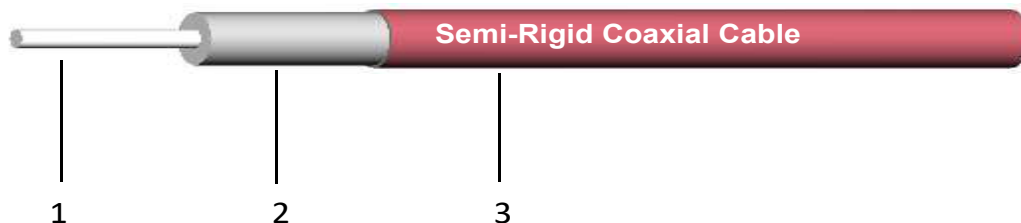
Low Loss
 Low VSWR
 Bending, Shake, Torsion & Pull resistance

Typical Applications

Laboratory Test
 Anechoic Chambers
 System Test
 High-Precision Instruments Test
 On-site Testing and Measurement

■ STD Series Semi-Rigid Cable

STD020



Cable Construction Specifications

	Description	Dimensions (mm)	Materials
1	Inner Conductor	0.127	SPC
2	Dielectric	0.432	PTFE
3	Outer Conductor	0.580	Immersion Tin Copper/Cu-Sn-Zn Alloy

Mechanical & Environmental Specifications

Static Bend Radius: 1.27mm
 Weight: 0.002Kg/m
 Installation & Operating Temperature Range: -55°C~+125°C

Electrical Specifications

Frequency Range: 40GTLZ
 Cutoff Frequency: 240GTLZ
 Characteristic Impedance: 50Ω
 Velocity of Propagation: 70%
 Shielding Effectiveness: >165dB
 Voltage Power: 100V,DC

Attenuation (Typical value @ +25°C & VSWR=1.0)

Power (Typical value @ +40°C & atmospheric pressure)

Frequency (MHz)	1000	2000	3000	6000	8000	10000	12400	18000	26500	40000
Attenuation (dB/100m)	2.4	3.4	4.2	6.0	6.9	7.8	8.7	10.6	13.0	16.2
Avg. Power (kW)	0.034	0.024	0.019	0.014	0.012	0.010	0.009	0.008	0.006	0.005
			K1=	0.075016						
			K2=	0.000029						
		Calculation=	K1*√FMHz+K2*FMHz							

Features & Advantages

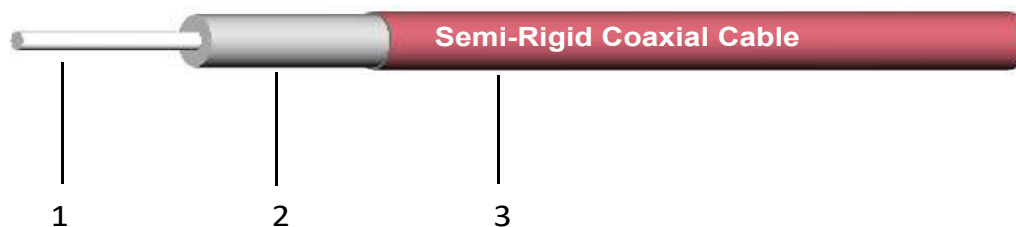
Low Loss
 Low VSWR
 Low Passive Intermodulation (-155dbc)

Typical Applications

RF Module Internal Interconnection
 Precision Instruments Internal Interconnection
 Small, Complex Installation Space

■ STD Series Semi-Rigid Cable

STD034



Cable Construction Specifications

	Description	Dimensions (mm)	Materials
1	Inner Conductor	0.203	SPC
2	Dielectric	0.660	PTFE
3	Outer Conductor	0.864	Immersion Tin Copper/Cu-Sn-Zn Alloy

Mechanical & Environmental Specifications

Static Bend Radius: 1.60mm
 Weight: 0.003g/m
 Installation & Operating Temperature Range: -55°C~+125°C

Electrical Specifications

Frequency Range: 40GTLZ
 Cutoff Frequency: 154GTLZ
 Characteristic Impedance: 50Ω
 Velocity of Propagation: 70%
 Shielding Effectiveness: >165dB
 Voltage Power: 100V,DC

Attenuation (Typical value @ +25°C & VSWR=1.0)

Power (Typical value @ +40°C & atmospheric pressure)

Frequency (MHz)	1000	2000	3000	6000	8000	10000	12400	18000	26500	40000
Attenuation (dB/100m)	1.6	2.2	2.8	4.0	4.6	5.2	5.8	7.1	8.7	11.0
Avg. Power (kW)	0.056	0.039	0.032	0.022	0.019	0.017	0.015	0.012	0.010	0.008
			K1=	0.049002						
			K2=	0.000029						
			Calculation=	K1*√FMHz+K2*FMHz						

Features & Advantages

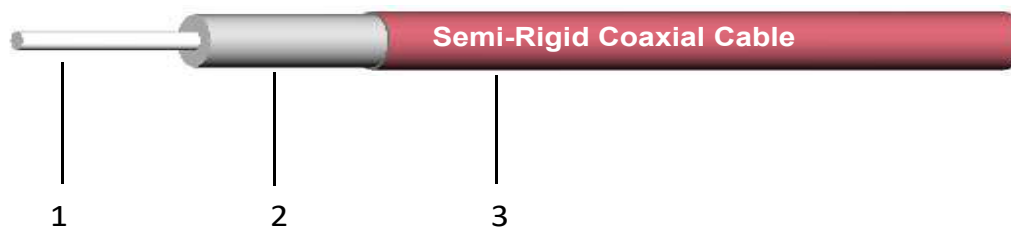
Low Loss
 Low VSWR
 Low Passive Intermodulation (-155dbc)

Typical Applications

RF Module Internal Interconnection
 Precision Instruments Internal Interconnection
 Small, Complex Installation Space

■ **STD Series** Semi-Rigid Cable

STD047



Cable Construction Specifications

	Description	Dimensions (mm)	Materials
1	Inner Conductor	0.29	SPC
2	Dielectric	0.95	PTFE
3	Outer Conductor	1.22	Immersion Tin Copper/Cu-Sn-Zn Alloy

Mechanical & Environmental Specifications

Static Bend Radius: 4.2mm
 Weight: 0.004Kg/m
 Installation & Operating Temperature Range: -55°C~+125°C

Electrical Specifications

Frequency Range: 40GTLZ
 Cutoff Frequency: 100GTLZ
 Characteristic Impedance: 50Ω
 Velocity of Propagation: 70%
 Shielding Effectiveness: >165dB
 Voltage Power: 100V,DC

Attenuation (Typical value @ +25°C & VSWR=1.0)

Power (Typical value @ +40°C & atmospheric pressure)

Frequency (MHz)	1000	2000	3000	6000	8000	10000	12400	18000	26500	40000
Attenuation (dB/100m)	1.1	1.6	2.0	2.9	3.4	3.8	4.3	5.2	6.5	8.2
Avg. Power (kW)	0.059	0.041	0.033	0.023	0.020	0.018	0.016	0.013	0.010	0.008
			K1=	0.035016						
			K2=	0.000029						
		Calculation=		K1*√FMHz+K2*FMHz						

Features & Advantages

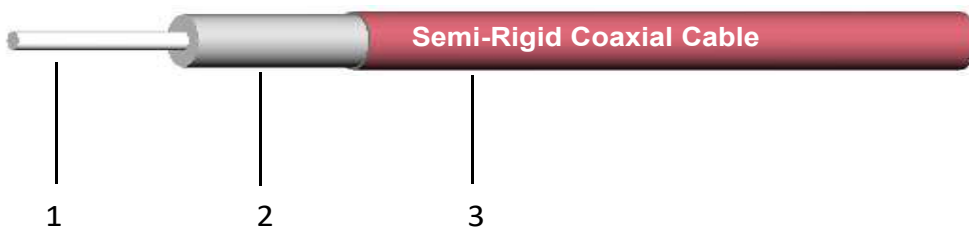
Low Loss
 Low VSWR
 Low Passive Intermodulation (-155dbc)

Typical Applications

RF Module Internal Interconnection
 Precision Instruments Internal Interconnection
 Small, Complex Installation Space

■ **STD Series** Semi-Rigid Cable

STD086



Cable Construction Specifications

	Description	Dimensions (mm)	Materials
1	Inner Conductor	0.53	SPC
2	Dielectric	1.68	PTFE
3	Outer Conductor	2.18	Immersion Tin Copper/Cu-Sn-Zn Alloy

Mechanical & Environmental Specifications

Static Bend Radius: 7mm
 Weight: 0.021Kg/m
 Installation & Operating Temperature Range: -55°C~+125°C

Electrical Specifications

Frequency Range: 40GTLZ
 Cutoff Frequency: 59GTLZ
 Characteristic Impedance: 50Ω
 Velocity of Propagation: 70%
 Shielding Effectiveness: >165dB
 Voltage Power: 150V,DC

Attenuation (Typical value @ +25°C & VSWR=1.0)

Power (Typical value @ +40°C & atmospheric pressure)

Frequency (MHz)	1000	2000	3000	6000	8000	10000	12400	18000	26500	40000
Attenuation (dB/100m)	64.9	93.1	115.2	166.6	194.7	219.9	247.6	304.9	379.9	482.7
Avg. Power (kW)	0.256	0.179	0.144	0.100	0.085	0.076	0.067	0.055	0.044	0.034
			K1=	1.985320						
			K2=	0.002140						
			Calculation=	K1*√FMHz+K2*FMHz						

Features & Advantages

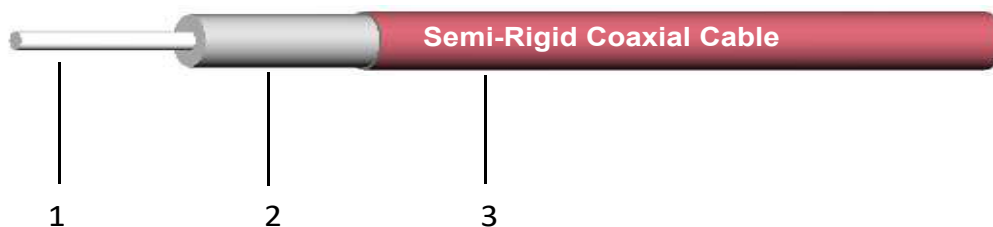
Low Loss
 Low VSWR
 Low Passive Intermodulation (-155dbc)

Typical Applications

RF Module Internal Interconnection
 Precision Instruments Internal Interconnection
 Small, Complex Installation Space

■ **STD Series** Semi-Rigid Cable

STD141



Cable Construction Specifications

	Description	Dimensions (mm)	Materials
1	Inner Conductor	0.94	SPC
2	Dielectric	2.98	PTFE
3	Outer Conductor	3.58	Immersion Tin Copper/Cu-Sn-Zn Alloy

Mechanical & Environmental Specifications

Static Bend Radius: 15mm
 Weight: 0.047Kg/m
 Installation & Operating Temperature Range: -55°C~+125°C

Electrical Specifications

Frequency Range: 26.5GTLZ
 Cutoff Frequency: 34GTLZ
 Characteristic Impedance: 50Ω
 Velocity of Propagation: 70%
 Shielding Effectiveness: >165dB
 Voltage Power: 500V,DC

Attenuation (Typical value @ +25°C & VSWR=1.0)

Power (Typical value @ +40°C & atmospheric pressure)

Frequency (MHz)	1000	2000	3000	6000	8000	10000	12400	18000	26500
Attenuation (dB/100m)	38.2	55.5	69.3	102.4	120.8	137.7	156.4	195.9	249.2
Avg. Power (kW)	0.335	0.231	0.185	0.125	0.106	0.093	0.082	0.065	0.051
			K1=	1.131702					
			K2=	0.002450					
		Calculation =	K1*√FMHz+K2*FMHz						

Features & Advantages

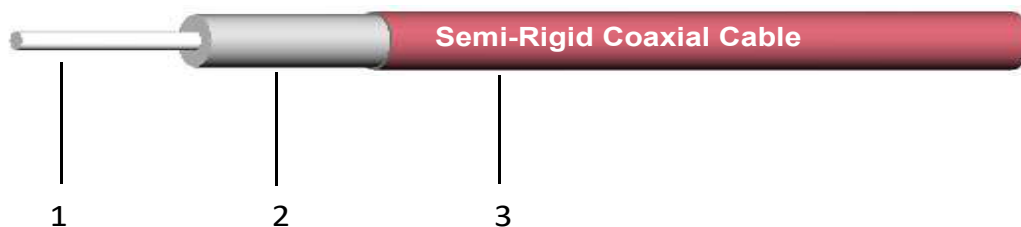
Low Loss
 Low VSWR
 Low Passive Intermodulation (-155dbc)

Typical Applications

RF Module Internal Interconnection
 Precision Instruments Internal Interconnection
 Small, Complex Installation Space

■ **STD Series** Semi-Rigid Cable

STD250



Cable Construction Specifications

	Description	Dimensions (mm)	Materials
1	Inner Conductor	1.63	SPC
2	Dielectric	5.28	PTFE
3	Outer Conductor	6.35	Immersion Tin Copper/Cu-Sn-Zn Alloy

Mechanical & Environmental Specifications

Static Bend Radius: 30mm
 Weight: 0.146Kg/m
 Installation & Operating Temperature Range: -55°C~+125°C

Electrical Specifications

Frequency Range: 18GTLZ
 Cutoff Frequency: 24GTLZ
 Characteristic Impedance: 50Ω
 Velocity of Propagation: 70%
 Shielding Effectiveness: >165dB
 Voltage Power: 500V,DC

Attenuation (Typical value @ +25°C & VSWR=1.0)

Power (Typical value @ +40°C & atmospheric pressure)

Frequency (MHz)	1000	2000	3000	6000	8000	10000	12400	18000
Attenuation (dB/100m)	22.5	34.1	44.0	69.1	84.0	98.1	114.2	149.7
Avg. Power (kW)	0.542	0.357	0.277	0.177	0.145	0.124	0.107	0.082
			K1=	0.587270				
			K2=	0.003937				
		Calculation =		K1*√FMHz+K2*FMHz				

Features & Advantages

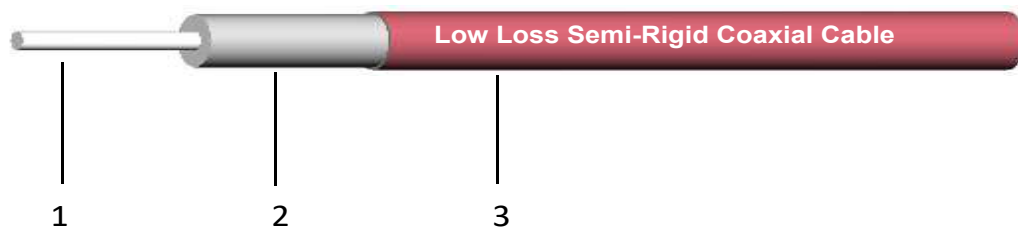
Low Loss
 Low VSWR
 Low Passive Intermodulation (-155dbc)

Typical Applications

RF Module Internal Interconnection
 Precision Instruments Internal Interconnection
 Small, Complex Installation Space

■ STE Series Low Loss Semi-Rigid Cable

STE086



Cable Construction Specifications

	Description	Dimensions (mm)	Materials
1	Inner Conductor	0.56	SPC
2	Dielectric	1.68	PTFE
3	Outer Conductor	2.18	Immersion Tin Copper/Cu-Sn-Zn Alloy

Mechanical & Environmental Specifications

Static Bend Radius: 7mm

Weight: 0.021Kg/m

Installation & Operating Temperature Range: -55°C~+250°C

Electrical Specifications

Frequency Range: 40GTLZ

Cutoff Frequency: 64GTLZ

Characteristic Impedance: 50Ω

Velocity of Propagation: 70%

Shielding Effectiveness: >165dB

Voltage Power: 500V,DC

Attenuation (Typical value @ +25°C & VSWR=1.0)

Power (Typical value @ +40°C & atmospheric pressure)

Frequency (MHz)	1000	2000	3000	6000	8000	10000	12400	18000	26500	40000
Attenuation (dB/100m)	58.3	82.8	101.7	144.9	168.0	188.4	210.6	255.5	312.8	388.7
Avg. Power (kW)	0.259	0.182	0.148	0.104	0.090	0.080	0.072	0.059	0.048	0.039
			K1=	1.825328						
			K2=	0.000590						
		Calculation=	K1*√FMHz+K2*FMHz							

Features & Advantages

Low Loss

Low VSWR

Low Passive Intermodulation (-155dbc)

Typical Applications

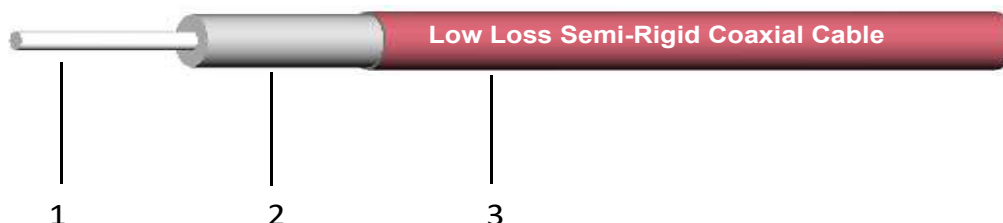
RF Module Internal Interconnection

Precision Instruments Internal Interconnection

Small, Complex Installation Space

■ STE Series Low Loss Semi-Rigid Cable

STE141



Cable Construction Specifications

	Description	Dimensions (mm)	Materials
1	Inner Conductor	0.99	SPC
2	Dielectric	3.00	PTFE
3	Outer Conductor	3.58	Immersion Tin Copper/Cu-Sn-Zn Alloy

Mechanical & Environmental Specifications

Static Bend Radius: 10mm
 Weight: 0.047Kg/m
 Installation & Operating Temperature Range: -55°C~+250°C

Electrical Specifications

Frequency Range: 26.5GTLZ
 Cutoff Frequency: 36GTLZ
 Characteristic Impedance: 50Ω
 Velocity of Propagation: 70%
 Shielding Effectiveness: >165dB
 Voltage Power: 1000V,DC

Attenuation (Typical value @ +25°C & VSWR=1.0)

Power (Typical value @ +40°C & atmospheric pressure)

Frequency (MHz)	1000	2000	3000	6000	8000	10000	12400	18000	26500
Attenuation (dB/100m)	31.7	45.5	56.4	81.7	95.6	108.1	121.8	150.3	187.7
Avg. Power (kW)	0.550	0.383	0.309	0.213	0.182	0.161	0.143	0.116	0.093
			K1=	0.965845					
			K2=	0.001151					
		Calculation =	K1*√FMHz+K2*FMHz						

Features & Advantages

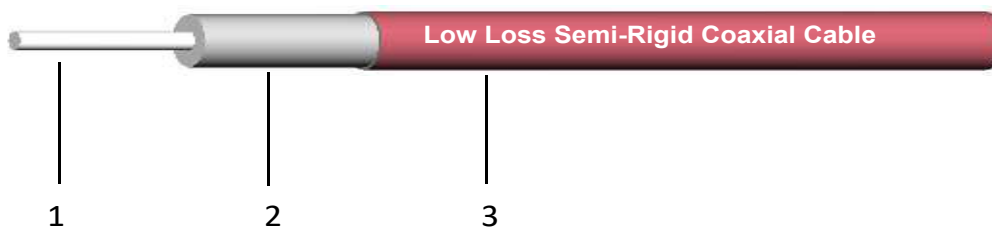
Low Loss
 Low VSWR
 Low Passive Intermodulation (-155dbc)

Typical Applications

RF Module Internal Interconnection
 Precision Instruments Internal Interconnection
 Small, Complex Installation Space

■ STE Series Low Loss Semi-Rigid Cable

STE250



Cable Construction Specifications

	Description	Dimensions (mm)	Materials
1	Inner Conductor	1.78	SPC
2	Dielectric	5.33	PTFE
3	Outer Conductor	6.35	Immersion Tin Copper/Cu-Sn-Zn Alloy

Mechanical & Environmental Specifications

Static Bend Radius: 32mm
 Weight: 0.136Kg/m
 Installation & Operating Temperature Range: -55°C~+250°C

Electrical Specifications

Frequency Range: 18GTLZ
 Cutoff Frequency: 19GTLZ
 Characteristic Impedance: 50Ω
 Velocity of Propagation: 70%
 Shielding Effectiveness: >165dB
 Voltage Power: 2200V,DC

Attenuation (Typical value @ +25°C & VSWR=1.0)

Power (Typical value @ +40°C & atmospheric pressure)

Frequency (MHz)	1000	2000	3000	6000	8000	10000	12400	18000
Attenuation (dB/100m)	18.3	26.2	32.4	47.0	54.9	62.1	69.9	86.1
Avg. Power (kW)	1.878	1.309	1.058	0.730	0.625	0.553	0.491	0.398
			K1=	0.557600				
			K2=	0.000630				
		Calculation =	K1*√FMHz+K2*FMHz					

Features & Advantages

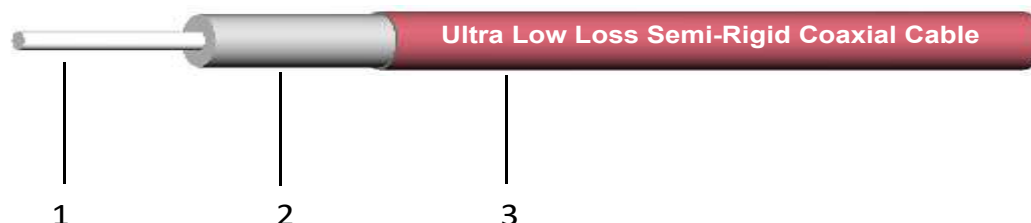
Low Loss
 Low VSWR
 Low Passive Intermodulation (-155dbc)

Typical Applications

RF Module Internal Interconnection
 Precision Instruments Internal Interconnection
 Small, Complex Installation Space

■ STF Series Phase Stability Low Loss Phase Stable Cable

STF086



Cable Construction Specifications

	Description	Dimensions (mm)	Materials
1	Inner Conductor	0.59	SPC
2	Dielectric	1.68	PTFE
3	Outer Conductor	2.18	Immersion Tin Copper/Cu-Sn-Zn Alloy

Mechanical & Environmental Specifications

Static Bend Radius: 7mm
 Weight: 0.021Kg/m
 Installation & Operating Temperature Range: -55°C~+250°C

Electrical Specifications

Frequency Range: 40GTLZ
 Cutoff Frequency: 68GTLZ
 Characteristic Impedance: 50Ω
 Velocity of Propagation: 81%
 Shielding Effectiveness: >165dB
 Voltage Power: 500V,DC

Attenuation (Typical value @ +25°C & VSWR=1.0)

Power (Typical value @ +40°C & atmospheric pressure)

Frequency (MHz)	1000	2000	3000	6000	8000	10000	12400	18000	26500	40000
Attenuation (dB/100m)	58.3	82.8	101.7	144.9	168.0	188.4	210.6	255.5	312.8	388.7
Avg. Power (kW)	0.259	0.182	0.148	0.104	0.090	0.080	0.072	0.059	0.048	0.039
			K1=	1.825328						
			K2=	0.000590						
		Calculation=	K1*√FMHz+K2*FMHz							

Features & Advantages

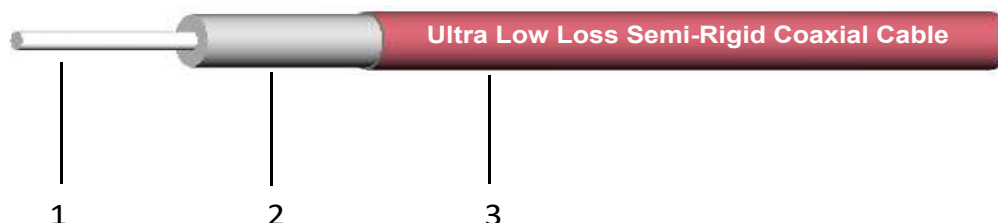
Low Loss
 Low VSWR
 Low Passive Intermodulation (-155dbc)

Typical Applications

RF Module Internal Interconnection
 Precision Instruments Internal Interconnection
 Small, Complex Installation Space

■ **STF Series** Phase Stability Low Loss Phase Stable Cable

STF141



Cable Construction Specifications

	Description	Dimensions (mm)	Materials
1	Inner Conductor	1.05	SPC
2	Dielectric	3.00	PTFE
3	Outer Conductor	3.58	Immersion Tin Copper/Cu-Sn-Zn Alloy

Mechanical & Environmental Specifications

Static Bend Radius: 13.5mm
 Weight: 0.045Kg/m
 Installation & Operating Temperature Range: -55°C~+250°C

Electrical Specifications

Frequency Range: 26.5GTLZ
 Cutoff Frequency: 38GTLZ
 Characteristic Impedance: 50Ω
 Velocity of Propagation: 81%
 Shielding Effectiveness: >165dB
 Voltage Power: 1000V,DC

Attenuation (Typical value @ +25°C & VSWR=1.0) Power (Typical value @ +40°C & atmospheric pressure)

Attenuation (dB/100m)	30.8	43.9	54.0	77.1	89.5	100.5	112.5	136.9	168.1
Avg. Power (kW)	0.584	0.411	0.334	0.234	0.201	0.179	0.160	0.132	0.107
			K1=	0.961145					
			K2=	0.000440					
		Calculation =	K1*√FMHz+K2*FMHz						

Features & Advantages

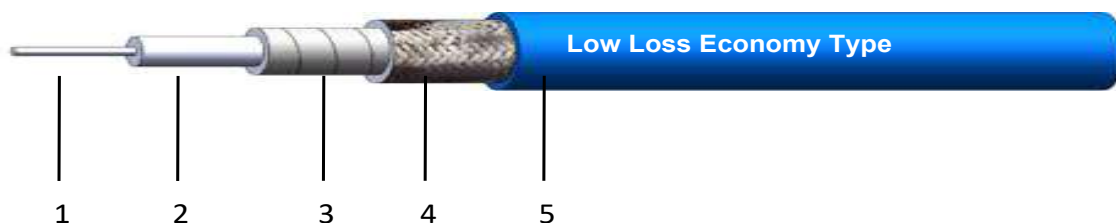
Low Loss
 Low VSWR
 Low Passive Intermodulation (-155dbc)

Typical Applications

RF Module Internal Interconnection
 Precision Instruments Internal Interconnection
 Small, Complex Installation Space

■ **STG Series** Economy Low Loss Cable

STG360



Cable Construction Specifications

	Description	Dimensions (mm)	Material
1	Inner Conductor	0.91	Solid SPC
2	Dielectric	2.65	LD-PTFE
3	Outer Conductor	2.78	Aluminum Foil
4	Outer Shield	3.15	SPC Braid
5	Jacket	3.60	Blue FEP

Mechanical & Environmental Specifications

Static Bend Radius : 18mm
 Dynamic Bend Radius : 36mm
 Weight: 0.029Kg/m
 Installation & Operating Temperature Range : -55°C~+125°C

Electrical Specifications

Frequency Range : 18GTLZ
 Cutoff Frequency : 40GTLZ
 Characteristic Impedance : 50Ω
 Velocity of Propagation : 76%
 Shielding Effectiveness : >70dB
 Voltage Power : 1000V,DC

Attenuation (Typical value @ +25°C & VSWR=1.0)

Power (Typical value @ +40°C & atmospheric pressure)

Frequency (MHz)	1000	2000	3000	6000	8000	10000	12400	18000
Attenuation (dB/100m)	38.7	55.0	67.7	96.9	112.5	126.4	141.5	172.3
Avg. Power (kW)	0.462	0.325	0.264	0.184	0.159	0.141	0.126	0.104
			K1=	1.204032				
			K2=	0.000600				
			Calculation=	K1*√FMHz+K2*FMHz				

Features & Advantages

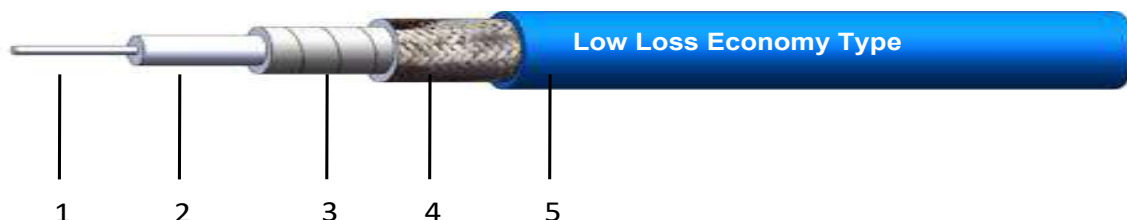
Low Loss
 Low VSWR
 Cost-effective

Typical Applications

Cabinet Internal Interconnection
 Wireless Telecommunication Base Station Interconnection

■ **STG Series** Economy Low Loss Cable

STG360S



Cable Construction Specifications

	Description	Dimensions (mm)	Material
1	Inner Conductor	0.91	Stranded SPC
2	Dielectric	2.65	LD-PTFE
3	Outer Conductor	2.78	Aluminum Foil
4	Outer Shield	3.15	SPC Braid
5	Jacket	4.00	Black FEP

Mechanical & Environmental Specifications

Static Bend Radius : 18mm
 Dynamic Bend Radius : 36mm
 Weight: 0.029Kg/m
 Installation & Operating Temperature Range : -55°C~+125°C

Electrical Specifications

Frequency Range : 18GTLZ
 Cutoff Frequency : 40GTLZ
 Characteristic Impedance : 50Ω
 Velocity of Propagation : 76%
 Shielding Effectiveness : >70dB
 Voltage Power : 1000V,DC

Attenuation (Typical value @ +25°C & VSWR=1.0)

Power (Typical value @ +40°C & atmospheric pressure)

Frequency (MHz)	1000	2000	3000	6000	8000	10000	12400	18000
Attenuation (dB/100m)	44.7	63.6	78.2	111.7	129.6	145.5	162.8	198.0
Avg. Power (kW)	0.353	0.248	0.202	0.141	0.122	0.108	0.097	0.080
			K1=	1.395308				
			K2=	0.000600				
		Calculation=	K1*√FMHz+K2*FMHz					

Features & Advantages

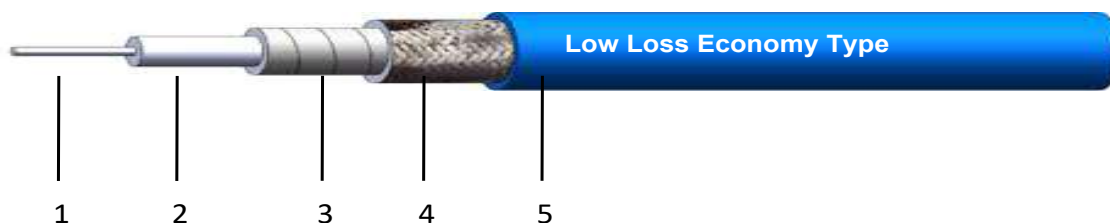
Low Loss
 Low VSWR
 Cost-effective

Typical Applications

Cabinet Internal Interconnection
 Wireless Telecommunication Base Station Interconnection

■ **STG Series** Economy Low Loss Cable

STG500



Cable Construction Specifications

	Description	Dimensions (mm)	Material
1	Inner Conductor	1.45	Solid SPC
2	Dielectric	4.20	LD-PTFE
3	Outer Conductor	4.32	Aluminum Foil
4	Outer Shield	4.65	SPC Braid
5	Jacket	5.20	Blue FEP

Mechanical & Environmental Specifications

Static Bend Radius : 25mm
 Dynamic Bend Radius : 51mm
 Weight: 0.054Kg/m
 Installation & Operating Temperature Range : -55°C~+125°C

Electrical Specifications

Frequency Range : 18GTLZ
 Cutoff Frequency : 28GTLZ
 Characteristic Impedance : 50Ω
 Velocity of Propagation : 76%
 Shielding Effectiveness : >70dB
 Voltage Power : 1500V,DC

Attenuation (Typical value @ +25°C & VSWR=1.0)

Power (Typical value @ +40°C & atmospheric pressure)

Frequency (MHz)	1000	2000	3000	6000	8000	10000	12400	16000	18000
Attenuation (dB/100m)	23.8	34.3	42.6	62.1	72.9	82.7	93.4	108.2	115.9
Avg. Power (kW)	0.766	0.532	0.428	0.293	0.250	0.220	0.195	0.168	0.157
			K1=	0.718000					
			K2=	0.001088					
		Calculation=	K1*√FMHz+K2*FMHz						

Features & Advantages

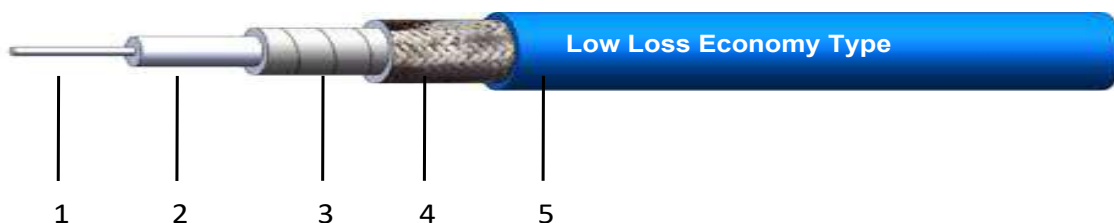
Low Loss
 Low VSWR
 Cost-effective

Typical Applications

Cabinet Internal Interconnection
 Wireless Telecommunication Base Station Interconnection

■ **STG Series** Economy Low Loss Cable

STG500S



Cable Construction Specifications

	Description	Dimensions (mm)	Material
1	Inner Conductor	1.45	Stranded SPC
2	Dielectric	4.10	LD-PTFE
3	Outer Conductor	4.20	Aluminum Foil
4	Outer Shield	4.655	SPC Braid
5	Jacket	5.20	Blue FEP

Mechanical & Environmental Specifications

Static Bend Radius : 25mm
 Dynamic Bend Radius : 51mm
 Weight: 0.054Kg/m
 Installation & Operating Temperature Range : -55°C~+125°C

Electrical Specifications

Frequency Range : 18GTLZ
 Cutoff Frequency : 25GTLZ
 Characteristic Impedance : 50Ω
 Velocity of Propagation : 76%
 Shielding Effectiveness : >70dB
 Voltage Power : 1500V,DC

Attenuation (Typical value @ +25°C & VSWR=1.0)

Power (Typical value @ +40°C & atmospheric pressure)

Frequency (MHz)	1000	2000	3000	6000	8000	10000	12400	16000	18000
Attenuation (dB/100m)	32.9	47.1	58.3	84.4	98.6	111.4	125.4	144.6	154.4
Avg. Power (kW)	0.536	0.374	0.302	0.209	0.179	0.158	0.141	0.122	0.114
			K1=	1.005200					
			K2=	0.001088					
			Calculation =	K1*√FMHz+K2*FMHz					

Features & Advantages

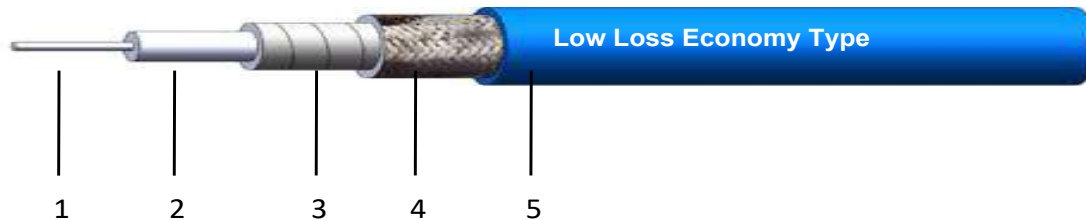
Low Loss
 Low VSWR
 Cost-effective

Typical Applications

Cabinet Internal Interconnection
 Wireless Telecommunication Base Station Interconnection

■ **STG Series** Economy Low Loss Cable

STG800



Cable Construction Specifications

	Description	Dimensions (mm)	Material
1	Inner Conductor	2.30	Solid SPC
2	Dielectric	6.80	LD-PTFE
3	Outer Conductor	6.95	Aluminum Foil
4	Outer Shield	7.50	SPC Braid
5	Jacket	8.10	Blue FEP

Mechanical & Environmental Specifications

Static Bend Radius : 40mm
 Dynamic Bend Radius : 81mm
 Weight: 0.134Kg/m
 Installation & Operating Temperature Range : -55°C~+125°C

Electrical Specifications

Frequency Range : 18GTLZ
 Cutoff Frequency : 19GTLZ
 Characteristic Impedance : 50Ω
 Velocity of Propagation : 76%
 Shielding Effectiveness : >90dB
 Voltage Power : 2000V,DC

Attenuation (Typical value @ +25°C & VSWR=1.0) Power (Typical value @ +40°C & atmospheric pressure)

Frequency (MHz)	1000	2000	3000	6000	8000	10000	12400	16000	18000
Attenuation (dB/100m)	15.1	21.8	27.2	40.1	47.3	53.8	61.0	71.0	76.3
Avg. Power (kW)	1.471	1.015	0.814	0.553	0.469	0.412	0.363	0.312	0.291
			K1=	0.448000					
			K2=	0.000898					
			Calculation =	K1*√FMHz+K2*FMHz					

Features & Advantages

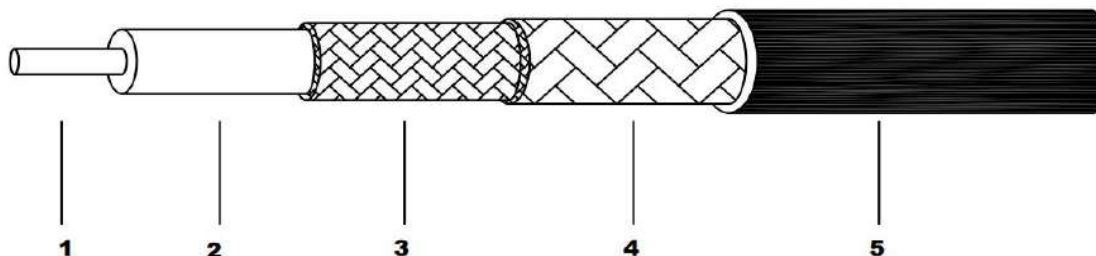
Low Loss
 Low VSWR
 Cost-effective

Typical Applications

Cabinet Internal Interconnection
 Wireless Telecommunication Base Station Interconnection

■ **STH Series** Low Loss Flexible Cable

STH500



Cable Construction Specifications

	Description	Dimensions (mm)	Material
1	Inner Conductor	1.17	Solid SPC
2	Dielectric	3.00	LD-PTFE
3	Outer Conductor	3.29	SPC Braid
4	Outer Shield	3.58	SPC Braid
5	Jacket	5.00	Black PUR

Mechanical & Environmental Specifications

Static Bend Radius : 20mm
 Dynamic Bend Radius : 50mm
 Weight: 0.050Kg/m
 Installation & Operating Temperature Range : -55°C~+85°C

Electrical Specifications

Frequency Range : 18GTLZ
 Cutoff Frequency : 37GTLZ
 Characteristic Impedance : 50Ω
 Velocity of Propagation : 81%
 Shielding Effectiveness : >90dB
 Voltage Power : 1000V,DC

Attenuation (Typical value @ +25°C & VSWR=1.0)

Power (Typical value @ +40°C & atmospheric pressure)

Frequency (MHz)	1000	2000	3000	6000	8000	10000	12400	16000	18000
Attenuation (dB/100m)	45.2	63.9	78.3	110.8	127.9	143.1	159.3	181.0	192.0
Avg. Power (kW)	0.133	0.094	0.077	0.054	0.047	0.042	0.038	0.033	0.031
			K1=	1.429331					
			K2=	0.000012					
			Calculation=	K1*√FMHz+K2*FMHz					

Features & Advantages

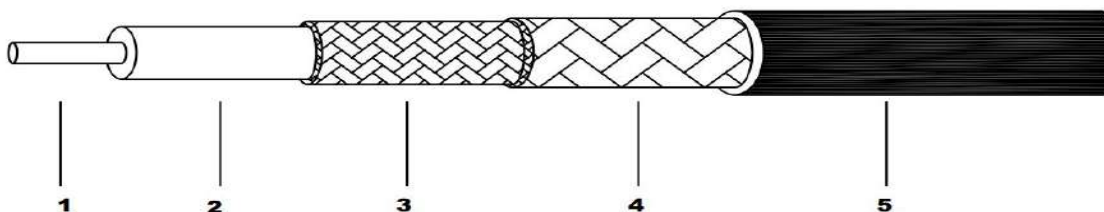
Low Loss
 Flexible

Typical Applications

Wireless Telecommunication Instrument Transmission
 Mobile Device Signal Transmission

■ **STH Series** Low Loss Flexible Cable

STH750



Cable Construction Specifications

	Description	Dimensions (mm)	Material
1	Inner Conductor	1.80	Solid SPC
2	Dielectric	4.70	LD-PTFE
3	Outer Conductor	4.99	SPC Braid
4	Outer Shield	5.28	SPC Braid
5	Jacket	7.30	Black PUR

Mechanical & Environmental Specifications

Static Bend Radius : 29.2mm
 Dynamic Bend Radius : 73.0mm
 Weight: 0.100Kg/m
 Installation & Operating Temperature Range : -55°C~+85°C

Electrical Specifications

Frequency Range : 18GTLZ
 Cutoff Frequency : 23GTLZ
 Characteristic Impedance : 50Ω
 Velocity of Propagation : 81%
 Shielding Effectiveness : >90dB
 Voltage Power : 1500V,DC

Attenuation (Typical value @ +25°C & VSWR=1.0)

Power (Typical value @ +40°C & atmospheric pressure)

Frequency (MHz)	1000	2000	3000	6000	8000	10000	12400	16000	18000
Attenuation (dB/100r)	34.8	49.2	60.3	85.2	98.4	110.1	122.6	139.3	147.7
Avg. Power (kW)	0.252	0.178	0.145	0.103	0.089	0.080	0.072	0.063	0.059
			K1=	1.099485					
			K2=	0.000012					
		Calculation=	K1*√FMHz+K2*FMHz						

Features & Advantages

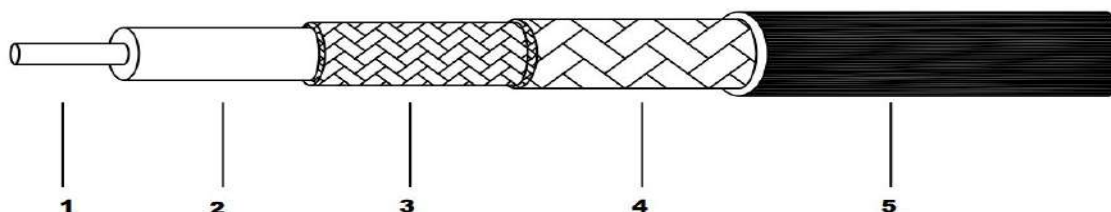
Low Loss
 Flexible

Typical Applications

Wireless Telecommunication Instrument Transmission
 Mobile Device Signal Transmission

■ **STH Series** Low Loss Flexible Cable

STH1000



Cable Construction Specifications

	Description	Dimensions (mm)	Material
1	Inner Conductor	2.65	Solid SPC
2	Dielectric	7.00	LD-PTFE
3	Outer Conductor	7.29	SPC Braid
4	Outer Shield	7.58	SPC Braid
5	Jacket	10.00	Black PUR

Mechanical & Environmental Specifications

Static Bend Radius : 50mm
 Dynamic Bend Radius : 100mm
 Weight: 0.158Kg/m
 Installation & Operating Temperature Range : -55°C~+85°C

Electrical Specifications

Frequency Range : 15GTLZ
 Cutoff Frequency : 16GTLZ
 Characteristic Impedance : 50Ω
 Velocity of Propagation : 81%
 Shielding Effectiveness : >90dB
 Voltage Power : 2500V,DC

Attenuation (Typical value @ +25°C & VSWR=1.0) Power (Typical value @ +40°C & atmospheric pressure)

Frequency (MHz)	1000	2000	3000	6000	8000	10000	12400	13500	15000
Attenuation (dB/100m)	22.6	32.0	39.2	55.4	64.0	71.6	79.7	83.2	87.7
Avg. Power (kW)	0.454	0.321	0.262	0.185	0.160	0.143	0.129	0.123	0.117
			K1=	0.714665					
			K2=	0.000012					
		Calculation =	K1*√FMHz+K2*FMHz						

Features & Advantages

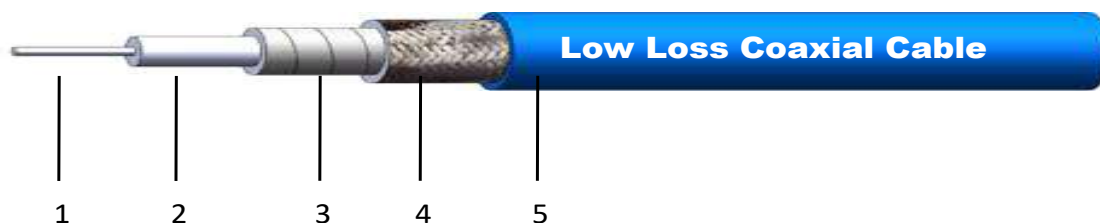
Low Loss
 Flexible

Typical Applications

Wireless Telecommunication Instrument Transmission
 Mobile Device Signal Transmission

■ STJ Series Low Loss Cable

STJ230



Cable Construction Specifications

	Description	Dimensions (mm)	Material
1	Inner Conductor	0.51	Solid SPC
2	Dielectric	1.52	LD-PTFE
3	Outer Conductor	1.70	SPC Strip
4	Outer Shield	2.04	SPC Braid
5	Jacket	2.33	Blue FEP

Mechanical & Environmental Specifications

Static Bend Radius : 11mm
 Dynamic Bend Radius : 23mm
 Weight : 0.016Kg/m
 Installation & Operating Temperature Range : -55°C~+165°C

Electrical Specifications

Frequency Range : 40GTLZ
 Cutoff Frequency : 71GTLZ
 Characteristic Impedance : 50Ω
 Velocity of Propagation : 76%
 Shielding Effectiveness : >90dB
 Voltage Power : 400V,DC

Attenuation (Typical value @ +25°C & VSWR=1.0) Power (Typical value @ +40°C & atmospheric pressure)

Frequency (MHz)	1000	2000	3000	6000	8000	10000	12400	18000	26500	40000
Attenuation (dB/100m)	70.1	99.8	122.9	176.0	204.5	229.9	257.6	314.1	386.8	484.3
Avg. Power (kW)	0.097	0.068	0.055	0.039	0.033	0.030	0.026	0.022	0.018	0.014
			K1=	2.177342						
			K2=	0.001221						
		Calculation=	K1*√FMHz+K2*FMHz							

Features & Advantages

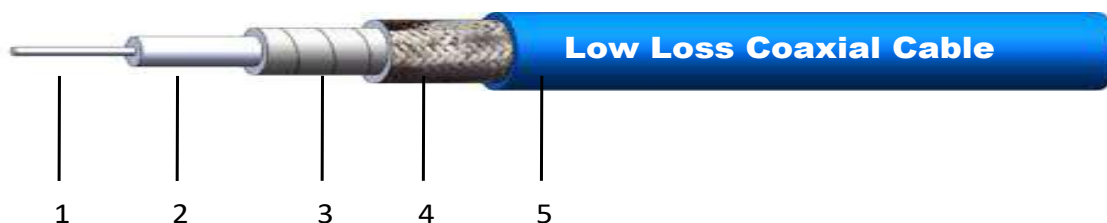
Low Loss
 High power
 Low Passive Intermodulation (-155dbc)
 Cost-effective

Typical Applications

Aviation Electronics
 Electronic Confrontation
 Wireless Telecommunication Base Station Interconnection
 RF Microwaves Device Test

■ STJ Series Low Loss Cable

STJ400



Cable Construction Specifications

	Description	Dimensions (mm)	Material
1	Inner Conductor	0.91	Solid SPC
2	Dielectric	2.70	LD-PTFE
3	Outer Conductor	2.85	SPC Strip
4	Outer Shield	3.30	SPC Braid
5	Jacket	3.75	Green FEP

Mechanical & Environmental Specifications

Static Bend Radius : 19mm
 Dynamic Bend Radius : 38mm
 Weight: 0.034Kg/m
 Installation & Operating Temperature Range : -55°C~+165°C

Electrical Specifications

Frequency Range : 40GTLZ
 Cutoff Frequency : 40GTLZ
 Characteristic Impedance : 50Ω
 Velocity of Propagation : 76%
 Shielding Effectiveness : >90dB
 Voltage Power : 1000V,DC

Attenuation (Typical value @ +25°C & VSWR=1.0) Power (Typical value @ +40°C & atmospheric pressure)

Frequency (MHz)	1000	2000	3000	6000	8000	10000	12400	18000	26500	40000
Attenuation (dB/100m)	39.4	56.0	68.9	98.2	113.9	127.9	143.0	173.7	212.9	265.0
Avg. Power (kW)	0.753	0.530	0.431	0.302	0.261	0.232	0.208	0.171	0.139	0.112
			K1=	1.232579						
			K2=	0.000462						
		Calculation=	K1*√FMHz+K2*FMHz							

Features & Advantages

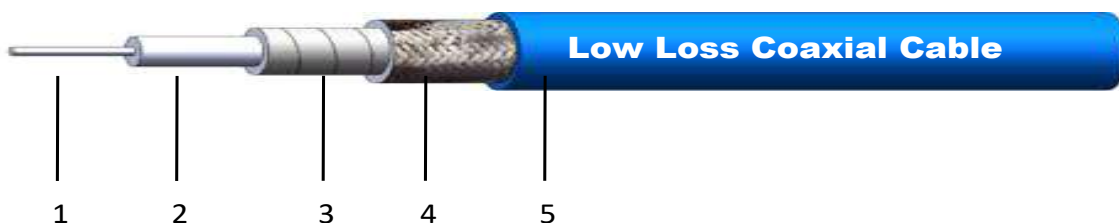
Low Loss
 High power
 Low Passive Intermodulation (-155dbc)
 Cost-effective

Typical Applications

Aviation Electronics
 Electronic Confrontation
 Wireless Telecommunication Base Station Interconnection
 RF Microwaves Device Test

■ STJ Series Low Loss Cable

STJ500



Cable Construction Specifications

	Description	Dimensions (mm)	Material
1	Inner Conductor	1.29	Solid SPC
2	Dielectric	3.85	LD-PTFE
3	Outer Conductor	4.05	SPC Strip
4	Outer Shield	4.62	SPC Braid
5	Jacket	5.20	Blue FEP

Mechanical & Environmental Specifications

Static Bend Radius : 26mm
 Dynamic Bend Radius : 52mm
 Weight: 0.066Kg/m
 Installation & Operating Temperature Range : -55°C~+165°C

Electrical Specifications

Frequency Range : 26GTLZ
 Cutoff Frequency : 28GTLZ
 Characteristic Impedance : 50Ω
 Velocity of Propagation : 76%
 Shielding Effectiveness : >90dB
 Voltage Power : 1000V,DC

Attenuation (Typical value @ +25°C & VSWR=1.0)

Power (Typical value @ +40°C & atmospheric pressure)

Attenuation (dB/100m)	25.0	35.6	44.0	63.2	73.7	83.0	93.1	114.0	141.1
Avg. Power (kW)	0.749	0.524	0.425	0.296	0.254	0.225	0.201	0.164	0.132
			K1=	0.770610					
			K2=	0.000591					
		Calculation=	K1*√FMHz+K2*FMHz						

Features & Advantages

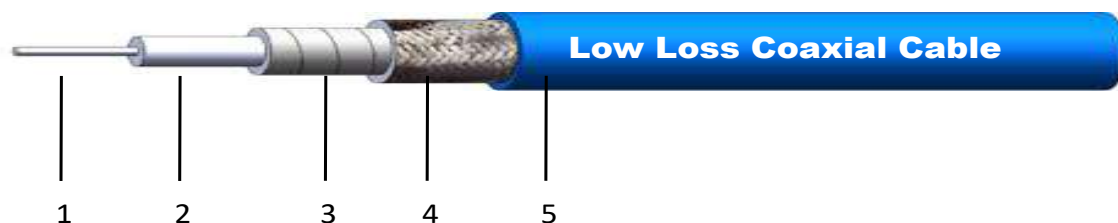
- Low Loss
- High power
- Low Passive Intermodulation (-155dbc)
- Cost-effective

Typical Applications

- Aviation Electronics
- Electronic Confrontation
- Wireless Telecommunication Base Station Interconnection
- RF Microwaves Device Test

■ STJ Series Low Loss Cable

STJ520S



Cable Construction Specifications

	Description	Dimensions (mm)	Material
1	Inner Conductor	1.35	Solid SPC
2	Dielectric	3.80	LD-PTFE
3	Outer Conductor	4.00	SPC Strip
4	Outer Shield	4.55	SPC Braid
5	Jacket	5.30	Green FEP

Mechanical & Environmental Specifications

Static Bend Radius : 26mm
 Dynamic Bend Radius : 53mm
 Weight: 0.068Kg/m
 Installation & Operating Temperature Range : -55°C~+165°C

Electrical Specifications

Frequency Range : 26.5GTLZ
 Cutoff Frequency : 28GTLZ
 Characteristic Impedance : 50Ω
 Velocity of Propagation : 76%
 Shielding Effectiveness : >90dB
 Voltage Power : 1000V,DC

Attenuation (Typical value @ +25°C & VSWR=1.0)

Power (Typical value @ +40°C & atmospheric pressure)

Frequency (MHz)	1000	2000	3000	6000	8000	10000	12400	18000	26500
Attenuation (dB/100m)	30.6	43.6	53.7	77.0	89.5	100.7	112.9	137.8	169.9
Avg. Power (kW)	0.749	0.525	0.426	0.297	0.256	0.227	0.203	0.166	0.135
			K1=	0.947785					
			K2=	0.000591					
			Calculation=	K1*√FMHz+K2*FMHz					

Features & Advantages

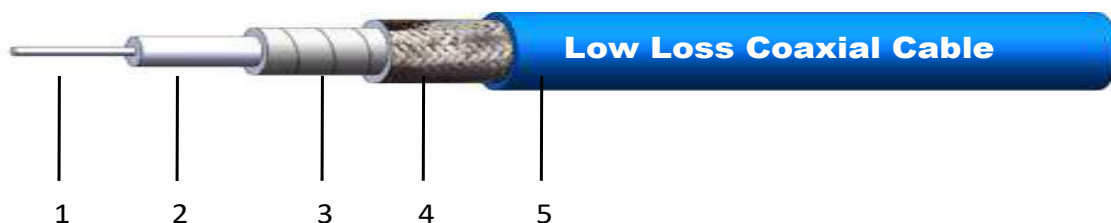
Low Loss
 High power
 Low Passive Intermodulation (-155dbc)
 Cost-effective

Typical Applications

Aviation Electronics
 Electronic Confrontation
 Wireless Telecommunication Base Station Interconnection
 RF Microwaves Device Test

■ STJ Series Low Loss Cable

STJ530



Cable Construction Specifications

	Description	Dimensions (mm)	Material
1	Inner Conductor	1.44	Solid SPC
2	Dielectric	4.15	LD-PTFE
3	Outer Conductor	4.35	SPC Strip
4	Outer Shield	4.90	SPC Braid
5	Jacket	5.30	Blue FEP

Mechanical & Environmental Specifications

Static Bend Radius : 26mm
 Dynamic Bend Radius : 53mm
 Weight: 0.070Kg/m
 Installation & Operating Temperature Range : -55°C~+165°C

Electrical Specifications

Frequency Range : 18GTLZ
 Cutoff Frequency : 25GTLZ
 Characteristic Impedance : 50Ω
 Velocity of Propagation : 76%
 Shielding Effectiveness : >90dB
 Voltage Power : 1000V,DC

Attenuation (Typical value @ +25°C & VSWR=1.0)

Power (Typical value @ +40°C & atmospheric pressure)

Frequency (MHz)	1000	2000	3000	6000	8000	10000	12400	18000
Attenuation (dB/100m)	25.3	35.9	44.2	63.0	73.1	82.1	91.9	111.7
Avg. Power (kW)	0.991	0.697	0.567	0.397	0.342	0.305	0.273	0.224
			K1=	0.788400				
			K2=	0.000328				
		Calculation=	K1*√FMHz+K2*FMHz					

Features & Advantages

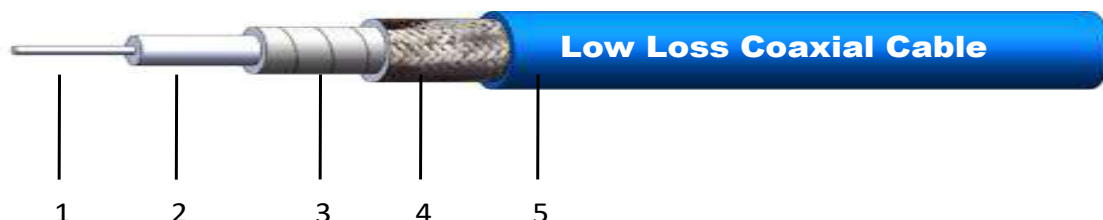
Low Loss
 High power
 Low Passive Intermodulation (-155dbc)
 Cost-effective

Typical Applications

Aviation Electronics
 Electronic Confrontation
 Wireless Telecommunication Base Station Interconnection
 RF Microwaves Device Test

■ STJ Series Low Loss Cable

STJ530S



Cable Construction Specifications

	Description	Dimensions (mm)	Material
1	Inner Conductor	1.44	Solid SPC
2	Dielectric	4.10	LD-PTFE
3	Outer Conductor	4.30	SPC Strip
4	Outer Shield	4.85	SPC Braid
5	Jacket	5.30	Blue FEP

Mechanical & Environmental Specifications

Static Bend Radius : 26mm
 Dynamic Bend Radius : 53mm
 Weight: 0.075Kg/m
 Installation & Operating Temperature Range : -55°C~+165°C

Electrical Specifications

Frequency Range : 18GTLZ
 Cutoff Frequency : 25GTLZ
 Characteristic Impedance : 50Ω
 Velocity of Propagation : 76%
 Shielding Effectiveness : >90dB
 Voltage Power : 1000V,DC

Attenuation (Typical value @ +25°C & VSWR=1.0)

Power (Typical value @ +40°C & atmospheric pressure)

Frequency (MHz)	1000	2000	3000	6000	8000	10000	12400	18000
Attenuation (dB/100m)	30.4	43.5	53.8	77.6	90.6	102.2	115.0	141.3
Avg. Power (kW)	0.821	0.573	0.464	0.321	0.275	0.244	0.217	0.177
			K1=	0.932400				
			K2=	0.000900				
			Calculation=	K1*√FMHz+K2*FMHz				

Features & Advantages

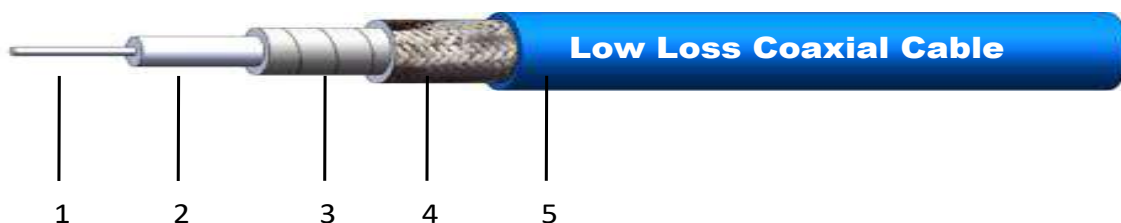
- Low Loss
- High power
- Low Passive Intermodulation (-155dbc)
- Cost-effective

Typical Applications

- Aviation Electronics
- Electronic Confrontation
- Wireless Telecommunication Base Station Interconnection
- RF Microwaves Device Test

■ STJ Series Low Loss Cable

STJ635



Cable Construction Specifications

	Description	Dimensions (mm)	Material
1	Inner Conductor	1.57	Solid SPC
2	Dielectric	4.72	LD-PTFE
3	Outer Conductor	4.90	SPC Strip
4	Outer Shield	5.50	SPC Braid
5	Jacket	6.35	Blue FEP

Mechanical & Environmental Specifications

Static Bend Radius : 31mm
 Dynamic Bend Radius : 63mm
 Weight: 0.094Kg/m
 Installation & Operating Temperature Range : -55°C~+165°C

Electrical Specifications

Frequency Range : 18GTLZ
 Cutoff Frequency : 23GTLZ
 Characteristic Impedance : 50Ω
 Velocity of Propagation : 76%
 Shielding Effectiveness : >90dB
 Voltage Power : 2000V,DC

Attenuation (Typical value @ +25°C & VSWR=1.0)

Power (Typical value @ +40°C & atmospheric pressure)

Frequency (MHz)	1000	2000	3000	6000	8000	10000	12400	18000
Attenuation (dB/100m)	21.4	30.6	37.9	54.6	63.7	71.8	80.7	99.0
Avg. Power (kW)	1.019	0.712	0.577	0.400	0.343	0.304	0.271	0.220
			K1=	0.658847				
			K2=	0.000591				
		Calculation=	K1*√FMHz+K2*FMHz					

Features & Advantages

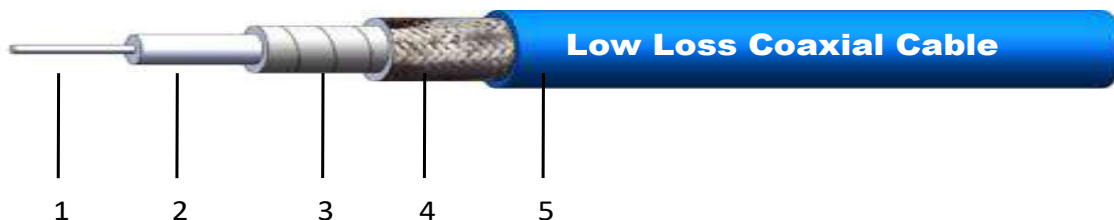
Low Loss
 High power
 Low Passive Intermodulation (-155dbc)
 Cost-effective

Typical Applications

Aviation Electronics
 Electronic Confrontation
 Wireless Telecommunication Base Station Interconnection
 RF Microwaves Device Test

■ STJ Series Low Loss Cable

STJ900



Cable Construction Specifications

	Description	Dimensions (mm)	Material
1	Inner Conductor	2.44	Solid SPC
2	Dielectric	7.24	LD-PTFE
3	Outer Conductor	7.48	SPC Strip
4	Outer Shield	8.05	SPC Braid
5	Jacket	8.70	Blue FEP

Mechanical & Environmental Specifications

Static Bend Radius : 46mm
 Dynamic Bend Radius : 93mm
 Weight: 0.190Kg/m
 Installation & Operating Temperature Range : -55°C~+165°C

Electrical Specifications

Frequency Range : 10GTLZ
 Cutoff Frequency : 14GTLZ
 Characteristic Impedance : 50Ω
 Velocity of Propagation : 76%
 Shielding Effectiveness : >90dB
 Voltage Power : 2500V,DC

Attenuation (Typical value @ +25°C & VSWR=1.0)

Power (Typical value @ +40°C & atmospheric pressure)

Frequency (MHz)	1000	2000	3000	4000	5000	6000	8000	10000
Attenuation (dB/100m)	12.6	18.1	22.5	26.3	29.8	32.9	38.6	43.8
Avg. Power (kW)	1.833	1.271	1.023	0.875	0.775	0.701	0.597	0.526
			K1=	0.379168				
			K2=	0.000591				
			Calculation=	K1*√FMhz+K2*FMhz				

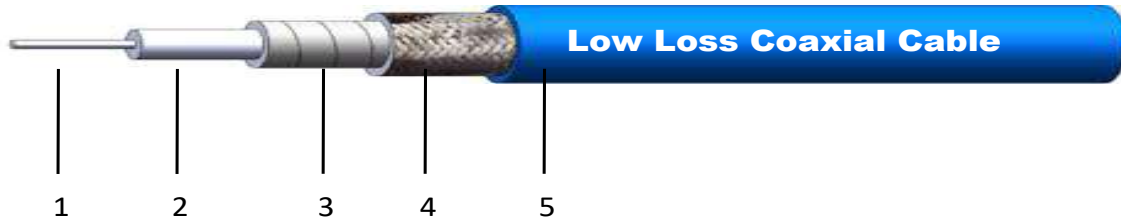
Features & Advantages

Low Loss
 High power
 Low Passive Intermodulation (-155dbc)
 Cost-effective

Typical Applications

Aviation Electronics
 Electronic Confrontation
 Wireless Telecommunication Base Station Interconnection
 RF Microwaves Device Test

STJ940



Cable Construction Specifications

	Description	Dimensions (mm)	Material
1	Inner Conductor	2.58	Solid SPC
2	Dielectric	7.80	LD-PTFE
3	Outer Conductor	-	SPC Strip
4	Outer Shield	8.75	SPC Braid
5	Jacket	9.40	Blue FEP

Mechanical & Environmental Specifications

Static Bend Radius : 50mm
 Dynamic Bend Radius : 100mm
 Weight: 0.208Kg/m
 Installation & Operating Temperature Range : -55°C~+165°C

Electrical Specifications

Frequency Range : 10GTLZ
 Cutoff Frequency : 13GTLZ
 Characteristic Impedance : 50Ω
 Velocity of Propagation : 76%
 Shielding Effectiveness : >90dB
 Voltage Power : 2500V,DC

Attenuation (Typical value @ +25°C & VSWR=1.0)

Power (Typical value @ +40°C & atmospheric pressure)

Frequency (MHz)	1000	2000	3000	4000	5000	6000	8000	10000
Attenuation (dB/100m)	14.2	20.4	25.2	29.3	33.0	36.4	42.5	48.0
Avg. Power (kW)	3.137	2.190	1.771	1.522	1.351	1.226	1.050	0.930
			K1=	0.396177				
			K2=	0.000398				
		Calculation=	K1*√FMHz+K2*FMHz					

Features & Advantages


Low Loss
 High power
 Low Passive Intermodulation (-155dbc)
 Cost-effective

Typical Applications

Aviation Electronics
 Electronic Confrontation
 Wireless Telecommunication Base Station Interconnection
 RF Microwaves Device Test

■ **STK Series** Vehicle Communication Interconnection Cable

STK500



Cable Construction Specifications

	Description	Dimensions (mm)	Material
1	Inner Conductor	1.12	Copper
2	Dielectric	2.95	Foaming Propylene
3	Inner Shield	3.20	SPC Strip
4	Interlayer	-	Aluminum Foil
5	Outer Shield	3.91	SPC Braid
6	Jacket	5.00	Black PUR

Mechanical & Environmental Specifications

Static Bend Radius : 12.7mm
 Dynamic Bend Radius : 50mm
 Weight: 0.060Kg/m
 Installation & Operating Temperature Range : -45°C~+85°C

Electrical Specifications

Frequency Range : 10GTLZ
 Cutoff Frequency : 38GTLZ
 Characteristic Impedance : 50Ω
 Velocity of Propagation : 83%
 Shielding Effectiveness : >90dB
 Voltage Power : 1000V,DC

Attenuation (Typical value @ +25°C & VSWR=1.0)

Power (Typical value @ +40°C & atmospheric pressure)

Frequency (MHz)	300	500	1000	2000	3000	4000	5000	6000	10000
Attenuation(dB/100m)	18.6	24.1	34.5	49.4	61.1	71.1	80.1	88.3	116.6
Avg. Power (kW)	0.350	0.270	0.189	0.132	0.107	0.091	0.081	0.074	0.056
			K1=	1.054134					
			K2=	0.001115					
			Calculation=	K1*√FMHz+K2*FMHz					


Features & Advantages

Low VSWR
 Cost-effective
 Anti-irradiated and UV-resistant

Typical Applications

Wireless Telecommunication Base Station Interconnection
 System Interconnection
 Vehicle Communication Interconnection

STK600



Cable Construction Specifications

	Description	Dimensions (mm)	Material
1	Inner Conductor	1.42	Copper
2	Dielectric	3.81	Foaming Propylene
3	Inner Shield	4.06	SPC Strip
4	Interlayer	-	Aluminum Foil
5	Outer Shield	4.78	SPC Braid
6	Jacket	6.10	Black PUR

Mechanical & Environmental Specifications

Static Bend Radius : 25mm
 Dynamic Bend Radius : 60mm
 Weight: 0.070Kg/m
 Installation & Operating Temperature Range : -45°C~+85°C

Electrical Specifications

Frequency Range : 10GTLZ
 Cutoff Frequency : 30GTLZ
 Characteristic Impedance : 50Ω
 Velocity of Propagation : 83%
 Shielding Effectiveness : >90dB
 Voltage Power : 1000V,DC

Attenuation (Typical value @ +25°C & VSWR=1.0)

Power (Typical value @ +40°C & atmospheric pressure)

Frequency (MHz)	300	500	1000	2000	3000	4000	5000	6000	10000
Attenuation (dB/100m)	13.3	17.4	24.9	35.8	44.4	51.9	58.6	64.7	86.0
Avg. Power (kW)	0.610	0.469	0.328	0.227	0.183	0.157	0.139	0.126	0.095
			K1=	0.751798					
			K2=	0.001086					
		Calculation=	K1*√FMhz+K2*FMHz						

Features & Advantages


Low VSWR
 Cost-effective
 Anti-irradiated and UV-resistant

Typical Applications

Wireless Telecommunication Base Station Interconnection
 System Interconnection
 Vehicle Communication Interconnection

■ **STK Series** Vehicle Communication Interconnection Cable

STK700



Cable Construction Specifications

	Description	Dimensions (mm)	Material
1	Inner Conductor	1.78	Copper
2	Dielectric	4.83	Foaming Propylene
3	Inner Shield	5.08	SPC Strip
4	Interlayer	-	Aluminum Foil
5	Outer Shield	5.94	SPC Braid
6	Jacket	7.62	Black PUR

Mechanical & Environmental Specifications

Static Bend Radius : 30mm
 Dynamic Bend Radius : 76mm
 Weight: 0.080Kg/m
 Installation & Operating Temperature Range : -45°C~+85°C

Electrical Specifications

Frequency Range : 10GTLZ
 Cutoff Frequency : 23GTLZ
 Characteristic Impedance : 50Ω
 Velocity of Propagation : 83%
 Shielding Effectiveness : >90dB
 Voltage Power : 1000V,DC

Attenuation (Typical value @ +25°C & VSWR=1.0)

Power (Typical value @ +40°C & atmospheric pressure)

Frequency (MHz)	300	500	1000	2000	3000	4000	5000	6000	10000
Attenuation (dB/100m)	11.4	14.8	21.2	30.7	38.1	44.6	50.4	55.8	74.5
Avg. Power (kW)	0.900	0.691	0.482	0.334	0.268	0.229	0.203	0.183	0.137
			K1=	0.637589					
			K2=	0.001073					
			Calculation=	K1*√FMHz+K2*FMHz					

Features & Advantages


Low VSWR
 Cost-effective
 Anti-irradiated and UV-resistant

Typical Applications

Wireless Telecommunication Base Station Interconnection
 System Interconnection
 Vehicle Communication Interconnection

■ STK Series Vehicle Communication Interconnection Cable

STK1000



Cable Construction Specifications

	Description	Dimensions (mm)	Material
1	Inner Conductor	2.75	Copper
2	Dielectric	7.24	Foaming Propylene
3	Inner Shield	7.49	SPC Strip
4	Interlayer	-	Aluminum Foil
5	Outer Shield	8.38	SPC Braid
6	Jacket	10.29	Black PUR

Mechanical & Environmental Specifications

Static Bend Radius : 50mm
 Dynamic Bend Radius : 103mm
 Weight: 0.120Kg/m
 Installation & Operating Temperature Range : -45°C~+85°C

Electrical Specifications

Frequency Range : 10GTLZ
 Cutoff Frequency : 15GTLZ
 Characteristic Impedance : 50Ω
 Velocity of Propagation : 83%
 Shielding Effectiveness : >90dB
 Voltage Power : 1000V,DC

Attenuation (Typical value @ +25°C & VSWR=1.0)

Power (Typical value @ +40°C & atmospheric pressure)

Frequency (MHz)	300	500	1000	2000	3000	4000	5000	6000	10000
Attenuation (dB/100m)	7.7	10.0	14.4	20.9	26.0	30.5	34.6	38.3	51.4
Avg. Power (kW)	0.985	0.756	0.525	0.362	0.290	0.248	0.219	0.197	0.147
			K1=	0.428330					
			K2=	0.000860					
			Calculation =	K1*√FMHz+K2*FMHz					

Features & Advantages


Low VSWR
 Cost-effective
 Anti-irradiated and UV-resistant

Typical Applications

Wireless Telecommunication Base Station Interconnection
 System Interconnection
 Vehicle Communication Interconnection

■ **STK Series** Vehicle Communication Interconnection Cable

STK1500



Cable Construction Specifications

	Description	Dimensions (mm)	Material
1	Inner Conductor	4.47	Copper
2	Dielectric	11.56	Foaming Propylene
3	Inner Shield	11.81	SPC Strip
4	Interlayer	-	Aluminum Foil
5	Outer Shield	12.70	SPC Braid
6	Jacket	15.00	Black PUR

Mechanical & Environmental Specifications

Static Bend Radius : 80mm
 Dynamic Bend Radius : 150mm
 Weight: 0.240Kg/m
 Installation & Operating Temperature Range : -45°C~+85°C

Electrical Specifications

Frequency Range : 6GTLZ
 Cutoff Frequency : 9GTLZ
 Characteristic Impedance : 50Ω
 Velocity of Propagation : 83%
 Shielding Effectiveness : >83dB
 Voltage Power : 1000V,DC

Attenuation (Typical value @ +25°C & VSWR=1.0)

Power (Typical value @ +40°C & atmospheric pressure)

Frequency (MHz)	300	500	1000	2000	3000	4000	5000	6000
Attenuation (dB/100m)	4.8	6.3	9.1	13.4	16.9	20.0	22.8	25.4
Avg. Power (kW)	1.540	1.175	0.808	0.551	0.437	0.370	0.325	0.291
			K1=	0.262713				
			K2=	0.000840				
		Calculation =	K1*√FMHz+K2*FMHz					

Features & Advantages

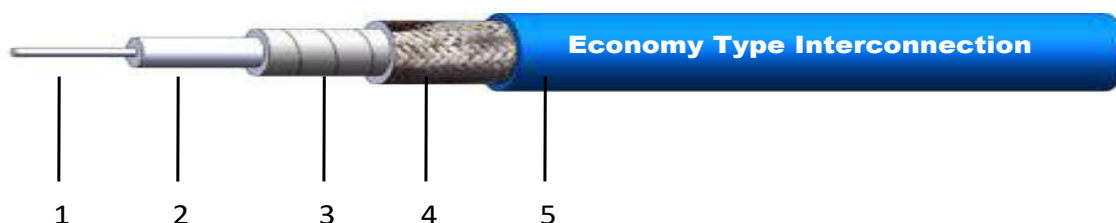
Low VSWR
 Cost-effective
 Anti-irradiated and UV-resistant

Typical Applications

Wireless Telecommunication Base Station Interconnection
 System Interconnection
 Vehicle Communication Interconnection

■ **STL Series** Economy Interconnection Cable

STL160



Cable Construction Specifications

	Description	Dimensions (mm)	Material
1	Inner Conductor	0.30	Solid SPC
2	Dielectric	0.95	LD-PTFE
3	Outer Conductor	1.07	SPC Strip
4	Outer Shield	1.25	SPC Braid
5	Jacket	1.45	Blue FEP

Mechanical & Environmental Specifications

Static Bend Radius : 6mm
 Dynamic Bend Radius : 16mm
 Weight: 0.006Kg/m
 Installation & Operating Temperature Range : -55°C~+125°C

Electrical Specifications

Frequency Range : 18GTLZ
 Cutoff Frequency : 110GTLZ
 Characteristic Impedance : 50Ω
 Velocity of Propagation : 80%
 Shielding Effectiveness : >90dB
 Voltage Power : 300V,DC

Attenuation (Typical value @ +25°C & VSWR=1.0)

Power (Typical value @ +40°C & atmospheric pressure)

Frequency (MHz)	1000	2000	3000	6000	8000	10000	12400	18000
Attenuation (dB/100m)	135.2	191.6	235.1	334.0	386.5	433.0	483.2	584.7
Avg. Power (kW)	0.082	0.058	0.047	0.033	0.029	0.026	0.023	0.019
			K1=	4.248276				
			K2=	0.000820				
		Calculation=	K1*√FMHz+K2*FMHz					

Features & Advantages

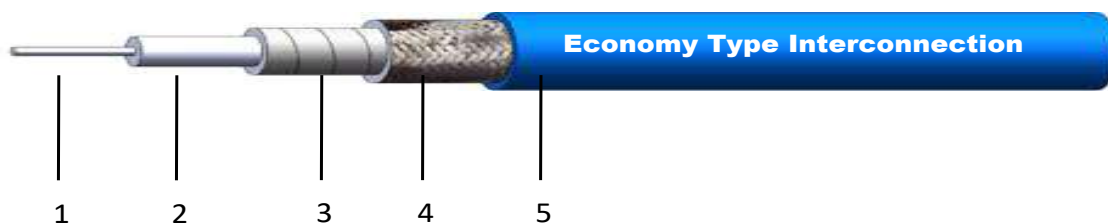
Low VSWR
 Cost -Effective

Typical Applications

Cabinet Internal Interconnection
 Phased Array Radar Array Free Connection
 Module Internal Interconnection
 Semi-Rigid & Semi-Flexible Replacement Cable

■ **STL Series** Economy Interconnection Cable

STL280



Cable Construction Specifications

	Description	Dimensions (mm)	Material
1	Inner Conductor	0.53	Solid SPC
2	Dielectric	1.63	LD-PTFE
3	Outer Conductor	1.83	SPC Strip
4	Outer Shield	2.18	SPC Braid
5	Jacket	2.65	Blue FEP

Mechanical & Environmental Specifications

Static Bend Radius : 13mm
 Dynamic Bend Radius : 26mm
 Weight: 0.020Kg/m
 Installation & Operating Temperature Range : -55°C~+125°C

Electrical Specifications

Frequency Range : 26.5GTLZ
 Cutoff Frequency : 61GTLZ
 Characteristic Impedance : 50Ω
 Velocity of Propagation : 80%
 Shielding Effectiveness : >90dB
 Voltage Power : 500V,DC

Attenuation (Typical value @ +25°C & VSWR=1.0)

Power (Typical value @ +40°C & atmospheric pressure)

Frequency (MHz)	1000	2000	3000	6000	8000	10000	12400	18000	26500
Attenuation (dB/100m)	62.8	91.1	113.7	167.7	197.9	225.4	256.0	320.4	407.2
Avg. Power (kW)	0.119	0.082	0.066	0.045	0.038	0.033	0.029	0.023	0.018
			K1=	1.860236					
			K2=	0.003937					
		Calculation =	K1* √FMhz+K2*FMHz						

Features & Advantages

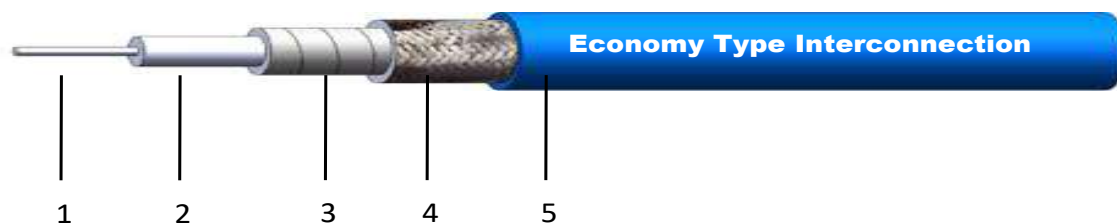
Low VSWR
 Cost -Effective

Typical Applications

Cabinet Internal Interconnection
 Phased Array Radar Array Free Connection
 Module Internal Interconnection
 Semi-Rigid & Semi-Flexible Replacement Cable

■ STL Series Economy Interconnection Cable

STL400



Cable Construction Specifications

	Description	Dimensions (mm)	Material
1	Inner Conductor	0.94	Solid SPC
2	Dielectric	3.00	LD-PTFE
3	Outer Conductor	3.20	SPC Strip
4	Outer Shield	3.55	SPC Braid
5	Jacket	4.00	Blue FEP

Mechanical & Environmental Specifications

Static Bend Radius : 20mm
 Dynamic Bend Radius : 40mm
 Weight: 0.041Kg/m
 Installation & Operating Temperature Range : -55°C~+125°C

Electrical Specifications

Frequency Range : 26.5GTLZ
 Cutoff Frequency : 34GTLZ
 Characteristic Impedance : 50Ω
 Velocity of Propagation : 70%
 Shielding Effectiveness : >90dB
 Voltage Power : 1500V,DC

Attenuation (Typical value @ +25°C & VSWR=1.0) Power (Typical value @ +40°C & atmospheric pressure)

Frequency (MHz)	1000	2000	3000	6000	8000	10000	12400	18000	26500
Attenuation (dB/100m)	37.6	55.1	69.3	103.9	123.5	141.6	161.9	205.3	264.7
Avg. Power (kW)	0.290	0.198	0.157	0.105	0.088	0.077	0.067	0.053	0.041
			K1=	1.082677					
			K2=	0.003337					
		Calculation=	K1*√FMHz+K2*FMHz						

Features & Advantages


Low VSWR
 Cost -Effective

Typical Applications

Cabinet Internal Interconnection
 Phased Array Radar Array Free Connection
 Module Internal Interconnection
 Semi-Rigid & Semi-Flexible Replacement Cable

■ **STL Series** Economy Interconnection Cable

STL700



Cable Construction Specifications

	Description	Dimensions (mm)	Material
1	Inner Conductor	1.63	Solid SPC
2	Dielectric	5.30	LD-PTFE
3	Outer Conductor	5.55	SPC Strip
4	Outer Shield	6.17	SPC Braid
5	Jacket	7.00	Blue FEP

Mechanical & Environmental Specifications

Static Bend Radius : 35mm
 Dynamic Bend Radius : 70mm
 Weight: 0.118Kg/m
 Installation & Operating Temperature Range : -55°C~+125°C

Electrical Specifications

Frequency Range : 18GTLZ
 Cutoff Frequency : 19GTLZ
 Characteristic Impedance : 50Ω
 Velocity of Propagation : 70%
 Shielding Effectiveness : >90dB
 Voltage Power : 300V,DC

Attenuation (Typical value @ +25°C & VSWR=1.0)

Power (Typical value @ +40°C & atmospheric pressure)

Frequency (MHz)	1000	2000	3000	6000	8000	10000	12400	18000
Attenuation (dB/100m)	25.7	38.7	49.5	77.0	93.1	108.3	125.5	163.3
Avg. Power (kW)	0.561	0.373	0.291	0.187	0.155	0.133	0.115	0.088
			K1=	0.688976				
			K2=	0.003937				
		Calculation =	K1* √FMHz+K2*FMHz					

Features & Advantages

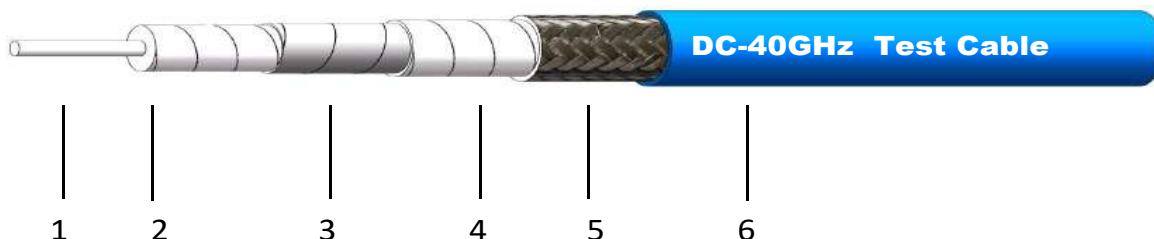
Low VSWR
 Cost -Effective

Typical Applications

Cabinet Internal Interconnection
 Phased Array Radar Array Free Connection
 Module Internal Interconnection
 Semi-Rigid & Semi-Flexible Replacement Cable

■ STM Series Economy Test Cable

STM400



Cable Construction Specifications

	Description	Dimensions (mm)	Material
1	Inner Conductor	0.83	Solid SPC
2	Dielectric	2.42	LD-PTFE
3	Inner Shield	2.55	SPC Strip
4	Interlayer	2.85	PFA
5	Outer Shield	3.42	SPC Braid
6	Jacket	3.95	PUR

Mechanical & Environmental Specifications

Static Bend Radius: 20mm
 Dynamic Bend Radius: 40mm
 Weight: 0.037Kg/m
 Installation & Operating Temperature Range: -55°C~+85°C
 Mechanical Phase Change: $\pm 3^\circ$ /GHz

Electrical Specifications

Frequency Range: 40GTLZ
 Cutoff Frequency: 46GTLZ
 Characteristic Impedance: 50Ω
 Velocity of Propagation: 83%
 Shielding Effectiveness: >90dB
 Voltage Power: 100V,DC

Attenuation (Typical value @ +25°C & VSWR=1.0)

Power (Typical value @ +40°C & atmospheric pressure)

Frequency (MHz)	1000	2000	3000	6000	8000	10000	12400	18000	26500	40000
Attenuation (dB/100m)	37.9	54.0	66.5	95.2	110.7	124.5	139.6	170.3	209.9	263.1
Avg. Power (kW)	0.173	0.121	0.099	0.069	0.059	0.053	0.047	0.038	0.031	0.025
			K1=	1.175410						
			K2=	0.000700						
		Calculation=	K1*√FMHz+K2*FMHz							

Features & Advantages

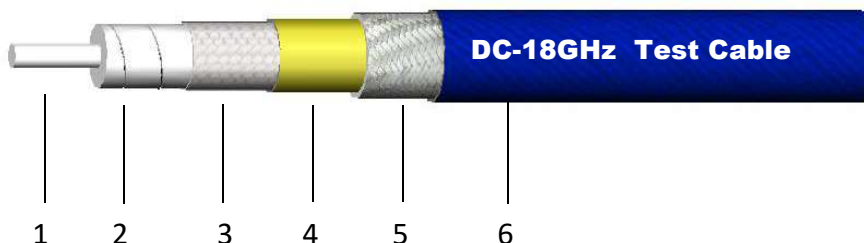
Low Loss
 Low VSWR
 Bending, Shake, Torsion & Pull resistance

Typical Applications

System Test
 High Throughput RF Production Testing
 System Interconnection

■ STM Series Economy Test Cable

STM480



Cable Construction Specifications

	Description	Dimensions (mm)	Material
1	Inner Conductor	0.94	Solid SPC
2	Dielectric	2.98	Solid PTFE
3	Inner Shield	3.25	SPC Strip
4	Interlayer	3.40	Aluminum Foil
5	Outer Shield	3.95	SPC Braid
6	Jacket	4.88	FEP

Mechanical & Environmental Specifications

Static Bend Radius: 24mm
 Dynamic Bend Radius: 48mm
 Weight: 0.058Kg/m
 Installation & Operating Temperature Range: -55°C~+125°C
 Mechanical Phase Change: ±1° /GHz

Electrical Specifications

Frequency Range: 18GTLZ
 Cutoff Frequency: 40GTLZ
 Characteristic Impedance: 50Ω
 Velocity of Propagation: 70%
 Shielding Effectiveness: >90dB
 Voltage Power: 100V,DC

Attenuation (Typical value @ +25°C & VSWR=1.0)

Power (Typical value @ +40°C & atmospheric pressure)

Frequency (MHz)	1000	2000	3000	6000	8000	10000	12400	18000
Attenuation (dB/100m)	40.0	58.9	74.3	112.1	133.6	153.5	176.0	224.0
Avg. Power (kW)	0.488	0.332	0.263	0.174	0.146	0.127	0.111	0.087
			K1=	1.141732				
			K2=	0.003937				
			Calculation =	K1*√FMHz+K2*FMHz				


Features & Advantages

Low Loss
 Low VSWR
 Bending, Shake, Torsion & Pull resistance

Typical Applications

System Test
 High Throughput RF Production Testing
 System Interconnection

STM500



Cable Construction Specifications

	Description	Dimensions (mm)	Material
1	Inner Conductor	0.91	Solid SPC
2	Dielectric	2.70	LD-PTFE
3	Inner Shield	2.85	SPC Strip
4	Interlayer	3.15	PTFE
5	Outer Shield	3.60	SPC Braid
6	Jacket	4.95	FEP

Mechanical & Environmental Specifications

Static Bend Radius: 30mm
 Dynamic Bend Radius: 50mm
 Weight: 0.058Kg/m
 Installation & Operating Temperature Range: -55°C~+125°C
 Mechanical Phase Change: $\pm 3^\circ$ /GHz

Electrical Specifications

Frequency Range: 26.5GTLZ
 Cutoff Frequency: 43GTLZ
 Characteristic Impedance: 50Ω
 Velocity of Propagation: 70%
 Shielding Effectiveness: >90dB
 Voltage Power: 100V,DC

Attenuation (Typical value @ +25°C & VSWR=1.0)

Power (Typical value @ +40°C & atmospheric pressure)

Frequency (MHz)	1000	2000	3000	6000	8000	10000	12400	18000	26500
Attenuation (dB/100m)	39.4	56.0	68.9	98.2	113.9	127.9	143.0	173.7	212.9
Avg. Power (kW)	0.505	0.355	0.289	0.203	0.175	0.156	0.139	0.115	0.094
			K1=	1.232579					
			K2=	0.000462					
		Calculation =	K1*√FMHz+K2*FMHz						

Features & Advantages


Low Loss
 Low VSWR
 Bending, Shake, Torsion & Pull resistance

Typical Applications

System Test
 High Throughput RF Production Testing
 System Interconnection

■ STM Series Economy Test Cable

STM520



Cable Construction Specifications

	Description	Dimensions (mm)	Material
1	Inner Conductor	1.02	Solid SPC
2	Dielectric	2.92	LD-PTFE
3	Inner Shield	3.10	SPC Strip
4	Interlayer	3.38	LD-PTFE
5	Outer Shield	3.95	SPC Braid
6	Jacket	5.20	Blue PUR

Mechanical & Environmental Specifications

Static Bend Radius: 26mm
 Dynamic Bend Radius: 52mm
 Weight: 0.058Kg/m
 Installation & Operating Temperature Range: -55°C~+85°C

Electrical Specifications

Frequency Range: 26.5GTLZ
 Cutoff Frequency: 35GTLZ
 Characteristic Impedance: 50Ω
 Velocity of Propagation: 70%
 Shielding Effectiveness: >90dB
 Voltage Power: 500V,DC

Attenuation (Typical value @ +25°C & VSWR=1.0)

Power (Typical value @ +40°C & atmospheric pressure)

Frequency (MHz)	1000	2000	3000	6000	8000	10000	12400	18000	26500
Attenuation (dB/100m)	38.5	55.9	69.8	103.2	121.9	139.0	157.9	198.0	252.1
Avg. Power (kW)	0.149	0.103	0.082	0.056	0.047	0.041	0.036	0.029	0.023
				K1=	1.136600				
				K2=	0.002530				
			Calculation=	K1*√FMHz+K2*FMHz					

Features & Advantages

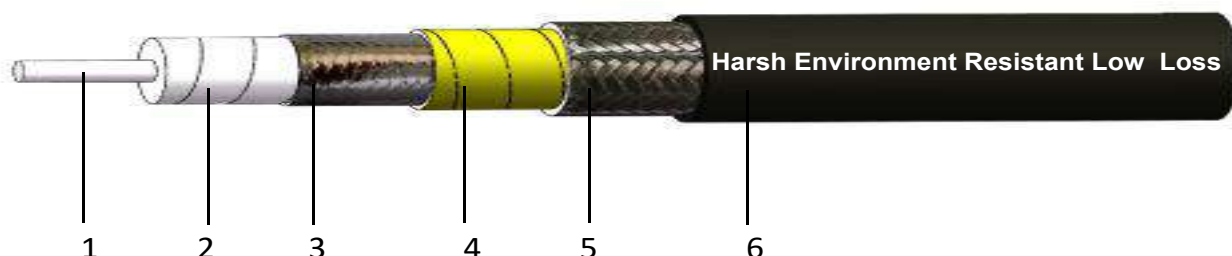
Low Loss
 Low VSWR
 Bending, Shake, Torsion & Pull resistance

Typical Applications

System Test
 High Throughput RF Production Testing
 System Interconnection

■ **STV Series** Harsh Environment Resistant Low Loss Cable

STN460



Cable Construction Specifications

	Description	Dimensions (mm)	Material
1	Inner Conductor	1.02	Solid SPC
2	Dielectric	3.07	LD-PTFE
3	Inner Shield	3.27	SPC Strip
4	Interlayer	3.43	Aluminum Foil
5	Outer Shield	3.94	SPC Braid
6	Jacket	5.00	Rat-proof PUR

Mechanical & Environmental Specifications

Static Bend Radius : 25mm
 Dynamic Bend Radius : 50mm
 Weight: 0.057Kg/m
 Installation & Operating Temperature Range : -55°C~+85°C

Electrical Specifications

Frequency Range : 18GTLZ
 Cutoff Frequency : 35GTLZ
 Characteristic Impedance : 50Ω
 Velocity of Propagation : 76%
 Shielding Effectiveness : >70dB
 Voltage Power : 1000V,DC

Attenuation (Typical value @ +25°C & VSWR=1.0)

Power (Typical value @ +40°C & atmospheric pressure)

Frequency (MHz)	1000	2000	3000	6000	8000	10000	12400	16000	18000
Attenuation (dB/100m)	35.4	50.4	62.0	88.8	103.2	116.0	129.9	148.7	158.3
Avg. Power (kW)	0.199	0.140	0.113	0.079	0.068	0.061	0.054	0.047	0.044
				K1=	1.099485				
				K2=	0.000602				
				Calculation=	K1*√FMHz+K2*FMHz				

Features & Advantages

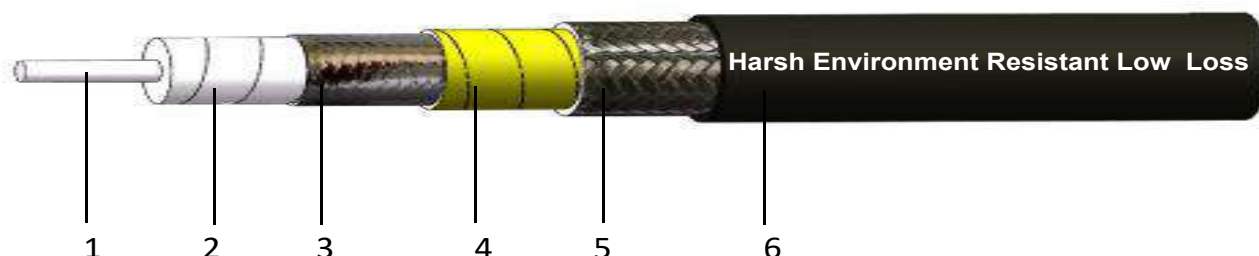
More Than 20 Years' Life Outdoors
 Low Loss
 Cost-effective

Typical Applications

Armored Vehicles, Tank and Mobile Vehicles Antenna
 Military Radio Communications
 Warship Telecommunication Equipments Interconnection
 Phased Array Radar Antenna
 Telecommunication Base Stations Interconnection

■ **STV Series** Harsh Environment Resistant Low Loss Cable

STN520



Cable Construction Specifications

	Description	Dimensions (mm)	Material
1	Inner Conductor	1.29	Solid SPC
2	Dielectric	3.91	LD-PTFE
3	Inner Shield	4.15	SPC Strip
4	Interlayer	4.28	Aluminum Foil
5	Outer Shield	4.85	SPC Braid
6	Jacket	6.00	Rat-proof PUR

Mechanical & Environmental Specifications

Static Bend Radius : 30mm
 Dynamic Bend Radius : 60mm
 Weight: 0.070Kg/m
 Installation & Operating Temperature Range : -55°C~+85°C

Electrical Specifications

Frequency Range : 18GTLZ
 Cutoff Frequency : 28GTLZ
 Characteristic Impedance : 50Ω
 Velocity of Propagation : 76%
 Shielding Effectiveness : >70dB
 Voltage Power : 1000V,DC

Attenuation (Typical value @ +25°C & VSWR=1.0)

Power (Typical value @ +40°C & atmospheric pressure)

Frequency (MHz)	1000	2000	3000	6000	8000	10000	12400	16000	18000
Attenuation (dB/100m)	27.7	39.5	48.7	69.9	81.3	91.5	102.7	117.8	125.5
Avg. Power (kW)	0.263	0.184	0.150	0.104	0.089	0.079	0.071	0.062	0.058
				K1=	0.856234				
				K2=	0.000591				
				Calculation=	K1*√FMHz+K2*FMHz				

Features & Advantages

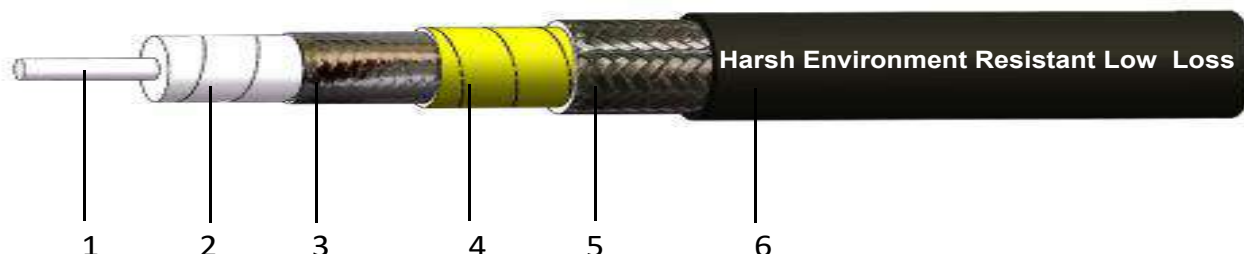
More Than 20 Years' Life Outdoors
 Low Loss
 Cost-effective

Typical Applications

Armored Vehicles, Tank and Mobile Vehicles Antenna
 Military Radio Communications
 Warship Telecommunication Equipments Interconnection
 Phased Array Radar Antenna
 Telecommunication Base Stations Interconnection

■ **STN Series** Harsh Environment Resistant Low Loss Cable

STN635



Cable Construction Specifications

	Description	Dimensions (mm)	Material
1	Inner Conductor	1.57	Solid SPC
2	Dielectric	4.72	LD-PTFE
3	Inner Shield	4.96	SPC Strip
4	Interlayer	5.10	Aluminum Foil
5	Outer Shield	5.66	SPC Braid
6	Jacket	7.20	Rat-proof PUR

Mechanical & Environmental Specifications

Static Bend Radius : 36mm
 Dynamic Bend Radius : 72mm
 Weight: 0.100Kg/m
 Installation & Operating Temperature Range : -55°C~+85°C

Electrical Specifications

Frequency Range : 18GTLZ
 Cutoff Frequency : 27GTLZ
 Characteristic Impedance : 50Ω
 Velocity of Propagation : 76%
 Shielding Effectiveness : >70dB
 Voltage Power : 2000V,DC

Attenuation (Typical value @ +25°C & VSWR=1.0)

Power (Typical value @ +40°C & atmospheric pressure)

Frequency (MHz)	1000	2000	3000	6000	8000	1000	12400	16000	18000
Attenuation (dB/100m)	22.2	31.7	39.2	56.4	65.8	22.2	83.4	95.8	102.2
Avg. Power (kW)	0.357	0.250	0.202	0.140	0.120	0.357	0.095	0.083	0.077
				K1=	0.682743				
				K2=	0.000591				
				Calculation =	K1*√FMHz+K2*FMHz				

Features & Advantages

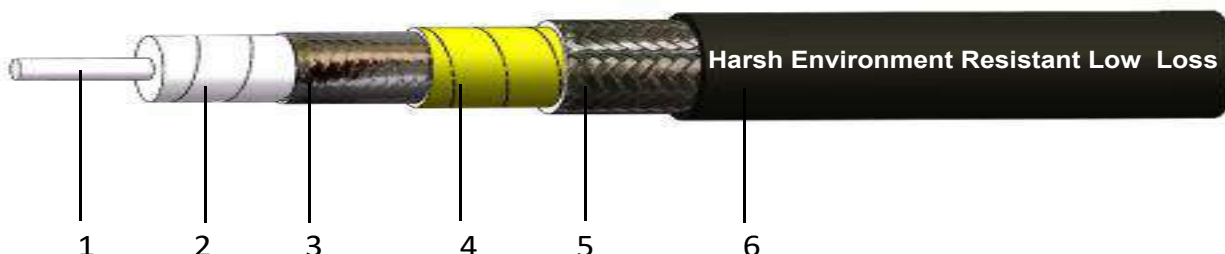
More Than 20 Years' Life Outdoors
 Low Loss
 Cost-effective

Typical Applications

Armored Vehicles, Tank and Mobile Vehicles Antenna
 Military Radio Communications
 Warship Telecommunication Equipments Interconnection
 Phased Array Radar Antenna
 Telecommunication Base Stations Interconnection

■ **STN Series** Harsh Environment Resistant Low Loss Cable

STN1000



Cable Construction Specifications

	Description	Dimensions (mm)	Material
1	Inner Conductor	2.44	Solid SPC
2	Dielectric	7.24	LD-PTFE
3	Inner Shield	7.48	SPC Strip
4	Interlayer	7.61	Aluminum Foil
5	Outer Shield	8.19	SPC Braid
6	Jacket	10.15	Rat-proof PUR

Mechanical & Environmental Specifications

Static Bend Radius : 50mm
 Dynamic Bend Radius : 100mm
 Weight: 0.205Kg/m
 Installation & Operating Temperature Range : -55°C~+85°C

Electrical Specifications

Frequency Range : 10GTLZ
 Cutoff Frequency : 15GTLZ
 Characteristic Impedance : 50Ω
 Velocity of Propagation : 76%
 Shielding Effectiveness : >70dB
 Voltage Power : 3000V,DC

Attenuation (Typical value @ +25°C & VSWR=1.0) Power (Typical value @ +40°C & atmospheric pressure)

Frequency (MHz)	1000	2000	3000	4000	5000	6000	8000	10000
Attenuation (dB/100m)	14.7	21.1	26.2	30.6	34.5	38.2	44.7	50.6
Avg. Power (kW)	1.104	0.768	0.619	0.530	0.470	0.426	0.363	0.321
				K1=	0.446080			
				K2=	0.000600			
				Calculation=	K1*√FMHz+K2*FMHz			

Features & Advantages

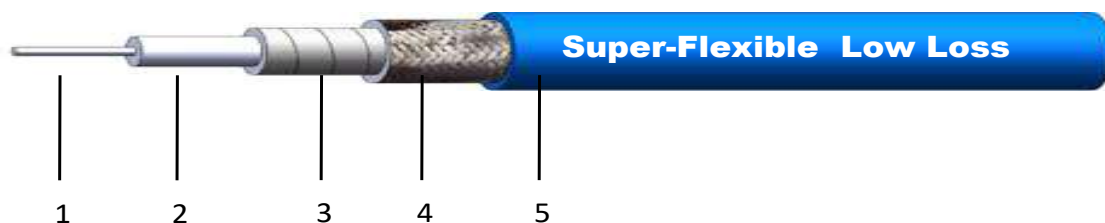
More Than 20 Years' Life Outdoors
 Low Loss
 Cost-effective

Typical Applications

Armored Vehicles, Tank and Mobile Vehicles Antenna
 Military Radio Communications
 Warship Telecommunication Equipments Interconnection
 Phased Array Radar Antenna
 Telecommunication Base Stations Interconnection

■ STZ Series Super-Flexible Low Loss Cable

STZ360



Cable Construction Specifications

	Description	Dimensions (mm)	Material
1	Inner Conductor	0.72	Stranded SPC
2	Dielectric	2.05	LD-PTFE
3	Outer Conductor	2.22	SPC Strip
4	Outer Shield	2.66	SPC Braid
5	Jacket	3.60	Blue PUR or custom

Mechanical & Environmental Specifications

Static Bend Radius : 18mm
 Dynamic Bend Radius : 36mm
 Weight: 0.027Kg/m
 Installation & Operating Temperature Range : -55°C~+85°C

Electrical Specifications

Frequency Range : 40GTLZ
 Cutoff Frequency : 51GTLZ
 Characteristic Impedance : 50Ω
 Velocity of Propagation : 76%
 Shielding Effectiveness : >90dB
 Voltage Power : 500V,DC

Attenuation (Typical value @ +25°C & VSWR=1.0)

Power (Typical value @ +40°C & atmospheric pressure)

Frequency (MHz)	1000	2000	3000	6000	8000	10000	12400	18000	26500	40000
Attenuation (dB/100m)	51.9	74.4	92.1	133.4	156.0	176.4	198.7	244.9	305.5	388.8
Avg. Power (kW)	0.119	0.083	0.067	0.046	0.040	0.035	0.031	0.025	0.020	0.016
			K1=	1.582929						
			K2=	0.001806						
		Calculation=	K1*√FMHz+K2*FMHz							

Features & Advantages

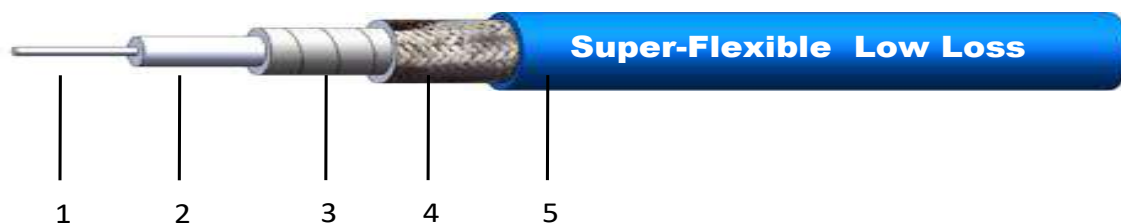
Multi-stranded, Super-Flexible
 Resistance to Harsh Environments

Typical Applications

Cabinet Internal Interconnection
 Phased Array Radar Array Free Connection
 Module Internal Interconnection
 Small, Complex and Installation Space

■ **STZ Series** Super-Flexible Low Loss Cable

STZ500



Cable Construction Specifications

	Description	Dimensions (mm)	Material
1	Inner Conductor	1.02	Stranded SPC
2	Dielectric	3.00	LD-PTFE
3	Outer Conductor	3.20	SPC Strip
4	Outer Shield	3.78	SPC Braid
5	Jacket	5.00	Blue PUR or custom

Mechanical & Environmental Specifications

Static Bend Radius : 25mm
 Dynamic Bend Radius : 50mm
 Weight: 0.051Kg/m
 Installation & Operating Temperature Range : -55°C~+85°C

Electrical Specifications

Frequency Range : 26.5GTLZ
 Cutoff Frequency : 35GTLZ
 Characteristic Impedance : 50Ω
 Velocity of Propagation : 76%
 Shielding Effectiveness : >90dB
 Voltage Power : 1000V,DC

Attenuation (Typical value @ +25°C & VSWR=1.0)

Power (Typical value @ +40°C & atmospheric pressure)

Frequency (MHz)	1000	2000	3000	6000	8000	10000	12400	18000	26500
Attenuation (dB/100m)	38.5	55.9	69.8	103.2	121.9	139.0	157.9	198.0	252.1
Avg. Power (kW)	0.149	0.103	0.082	0.056	0.047	0.041	0.036	0.029	0.023
			K1=	1.136600					
			K2=	0.002530					
			Calculation=	K1*√FMHz+K2*FMHz					

Features & Advantages

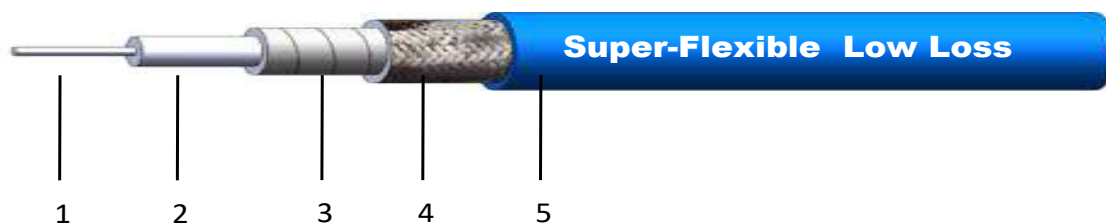
Multi-stranded, Super-Flexible
 Resistance to Harsh Environments

Typical Applications

Cabinet Internal Interconnection
 Phased Array Radar Array Free Connection
 Module Internal Interconnection
 Small, Complex and Installation Space

■ **STZ Series Super-Flexible Low Loss Cable**

STZ600



Cable Construction Specifications

	Description	Dimensions (mm)	Material
1	Inner Conductor	1.44	Stranded SPC
2	Dielectric	4.15	LD-PTFE
3	Outer Conductor	4.35	SPC Strip
4	Outer Shield	4.80	SPC Braid
5	Jacket	6.00	Black PUR or custom

Mechanical & Environmental Specifications

Static Bend Radius : 30mm
 Dynamic Bend Radius : 60mm
 Weight: 0.072Kg/m
 Installation & Operating Temperature Range : -55°C~+85°C

Electrical Specifications

Frequency Range : 26.5GTLZ
 Cutoff Frequency : 29.5GTLZ
 Characteristic Impedance : 50Ω
 Velocity of Propagation : 76%
 Shielding Effectiveness : >90dB
 Voltage Power : 1700V,DC

Attenuation (Typical value @ +25°C & VSWR=1.0)

Power (Typical value @ +40°C & atmospheric pressure)

Frequency (MHz)	1000	2000	3000	6000	8000	10000	12400	18000	26500
Attenuation(dB/100m)	28.7	41.2	50.9	73.6	86.0	97.1	109.2	134.3	167.2
Avg. Power (kW)	0.175	0.122	0.099	0.068	0.059	0.052	0.046	0.037	0.030
			K1=	0.880600					
			K2=	0.000900					
			Calculation=	K1*√FMHz+K2*FMHz					

Features & Advantages

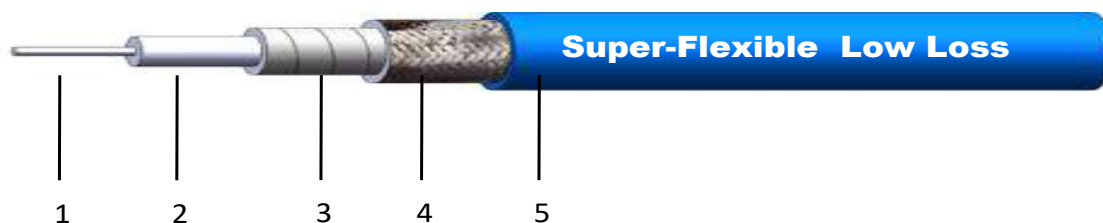
Multi-stranded, Super-Flexible
 Resistance to Harsh Environments

Typical Applications

Cabinet Internal Interconnection
 Phased Array Radar Array Free Connection
 Module Internal Interconnection
 Small, Complex and Installation Space

■ STZ Series Super-Flexible Low Loss Cable

STZ800



Cable Construction Specifications

	Description	Dimensions (mm)	Material
1	Inner Conductor	1.88	Stranded SPC
2	Dielectric	5.50	LD-PTFE
3	Outer Conductor	5.74	SPC Strip
4	Outer Shield	6.31	SPC Braid
5	Jacket	8.00	Blue PUR or custom

Mechanical & Environmental Specifications

Static Bend Radius : 40mm
 Dynamic Bend Radius : 80mm
 Weight: 0.116Kg/m
 Installation & Operating Temperature Range : -55°C~+85°C

Electrical Specifications

Frequency Range : 18GTLZ
 Cutoff Frequency : 20GTLZ
 Characteristic Impedance : 50Ω
 Velocity of Propagation : 76%
 Shielding Effectiveness : >90dB
 Voltage Power : 1700V,DC

Attenuation (Typical value @ +25°C & VSWR=1.0) Power (Typical value @ +40°C & atmospheric pressure)

Frequency (MHz)	1000	2000	3000	6000	8000	10000	12400	18000
Attenuation (dB/100m)	18.2	26.7	33.8	50.9	60.7	69.8	80.0	101.9
Avg. Power (kW)	0.327	0.222	0.176	0.117	0.098	0.085	0.074	0.058
			K1=	0.517315				
			K2=	0.001806				
		Calculation=	K1* √ FMHz+K2*FMHz					

Features & Advantages

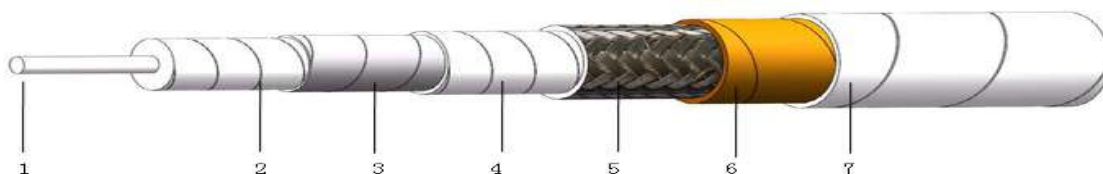
Multi-stranded, Super-Flexible
 Resistance to Harsh Environments

Typical Applications

Cabinet Internal Interconnection
 Phased Array Radar Array Free Connection
 Module Internal Interconnection
 Small, Complex and Installation Space

■ **STLR Series** Missiles Withstand High Temperature Phase Stable Cable

STL360



Cable Construction Specifications

	Description	Dimensions (mm)	Material
1	Inner Conductor	0.72	
2	Dielectric	-	
3	Inner Shield	2.25	
4	Interlayer	-	
5	Outer Shield	3.01	
6-7	Jacket	3.60	

Mechanical & Environmental Specifications

Static Bend Radius : 18mm
 Dynamic Bend Radius : 36mm
 Weight: 0.028Kg/m
 Installation & Operating Temperature Range : -55°C~+125
 Withstand Temperature: +400°C over 400 seconds

Electrical Specifications

Frequency Range : 40GTLZ
 Cutoff Frequency : 50GTLZ
 Characteristic Impedance : 50Ω
 Velocity of Propagation : 76%
 Shielding Effectiveness : >90dB
 Voltage Power : 100V,DC

Attenuation (Typical value @ +25°C & VSWR=1.0)

Power (Typical value @ +40°C & atmospheric pressure)

Frequency (MHz)	1000	2000	3000	6000	8000	10000	12400	18000	26500	40000
Attenuation (dB/100m)	51.9	74.4	92.1	133.4	156.0	176.4	198.7	244.9	305.5	388.8
Avg. Power (kW)	0.400	0.279	0.225	0.155	0.133	0.118	0.104	0.085	0.068	0.053
			K1=	1.582929						
			K2=	0.001806						
		Calculation=	K1*√FMHz+K2*FMHz							

Features & Advantages


Low Loss
 Low VSWR
 Withstand High Temperature

Typical Applications

Withstand Extremely High Temperature Test
 Missiles Telecommunications

■ **STLR Series Missiles Withstand High Temperature Phase Stable Cable**

STL400



Cable Construction Specifications

	Description	Dimensions (mm)	Material
1	Inner Conductor	0.91	
2	Dielectric	-	
3	Inner Shield	2.95	
4	Interlayer	-	
5	Outer Shield	3.35	
6-7	Jacket	4.00	

Mechanical & Environmental Specifications

Static Bend Radius : 20mm
 Dynamic Bend Radius : 40mm
 Weight: 0.040Kg/m
 Installation & Operating Temperature Range : -55°C~+125
 Withstand Temperature: +400°C over 400 seconds

Electrical Specifications

Frequency Range : 40GTLZ
 Cutoff Frequency : 56GTLZ
 Characteristic Impedance : 50Ω
 Velocity of Propagation : 83%
 Shielding Effectiveness : >90dB
 Voltage Power : 100V,DC

Attenuation (Typical value @ +25°C & VSWR=1.0)

Power (Typical value @ +40°C & atmospheric pressure)

Frequency (MHz)	1000	2000	3000	6000	8000	10000	12400	18000	26500	40000
Attenuation (dB/100m)	41.2	58.6	72.0	102.9	119.4	134.0	149.9	182.3	223.8	279.1
Avg. Power (kW)	0.509	0.358	0.291	0.204	0.176	0.156	0.140	0.115	0.094	0.075
			K1=	1.285317						
			K2=	0.000550						
		Calculation =	K1* √FMHz+K2*FMHz							

Features & Advantages

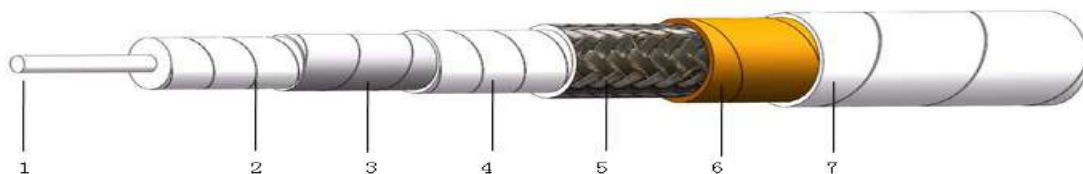
- Low Loss
- Low VSWR
- Withstand High Temperature

Typical Applications

- Withstand Extremely High Temperature Test
- Missiles Telecommunications

■ **STLR Series** Missiles Withstand High Temperature Phase Stable Cable

STL500



Cable Construction Specifications

	Description	Dimensions (mm)	Material
1	Inner Conductor	0.14	
2	Dielectric	-	
3	Inner Shield	3.95	
4	Interlayer	-	
5	Outer Shield	4.65	
6-7	Jacket	5.40	

Mechanical & Environmental Specifications

Static Bend Radius : 25mm
 Dynamic Bend Radius : 54mm
 Weight: 0.060Kg/m
 Installation & Operating Temperature Range : -55°C~+125
 Withstand Temperature: +400°C over 400 seconds

Electrical Specifications

Frequency Range : 26.5GTLZ
 Cutoff Frequency : 31GTLZ
 Characteristic Impedance : 50Ω
 Velocity of Propagation : 83%
 Shielding Effectiveness : >90dB
 Voltage Power : 100V,DC

Attenuation (Typical value @ +25°C & VSWR=1.0) Power (Typical value @ +40°C & atmospheric pressure)

Frequency (MHz)	1000	2000	3000	6000	8000	10000	12400	18000	26500
Attenuation (dB/100m)	24.3	34.6	42.7	61.1	71.0	79.9	89.5	109.2	134.5
Avg. Power (kW)	0.873	0.613	0.497	0.347	0.299	0.266	0.237	0.194	0.158
			K1=	0.754593					
			K2=	0.000440					
		Calculation =	K1* √ FMhz + K2*FMhz						

Features & Advantages

Low Loss
 Low VSWR
 Withstand High Temperature

Typical Applications

Withstand Extremely High Temperature Test
 Missiles Telecommunications